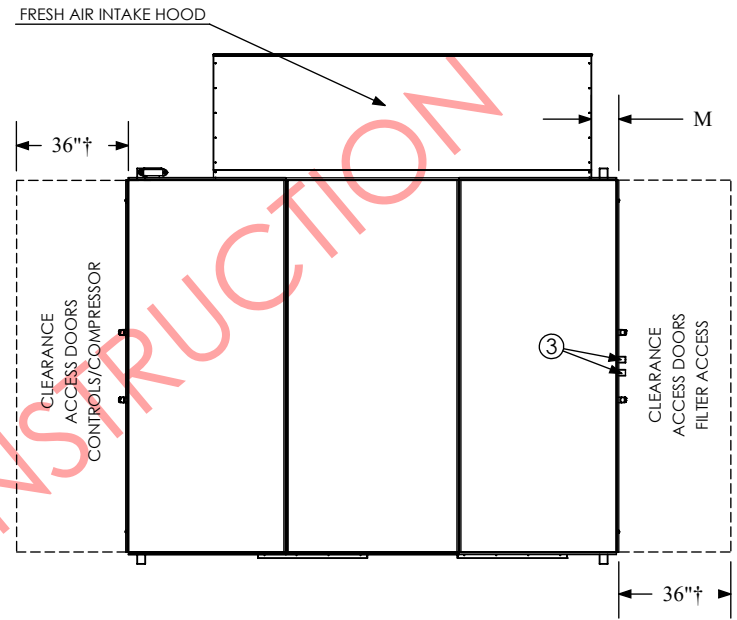
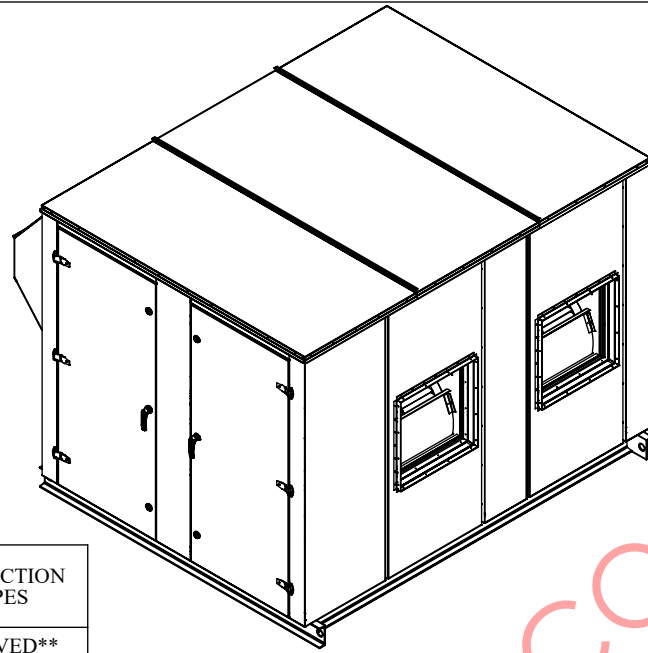


- ① FLUID IN
 - ② FLUID OUT
 - ③ CONDENSATE DRAIN x 2 (1 1/2")
 - ④ SUGGESTED AREA FOR ELECTRICAL CONNECTION TO BE FIELD INSTALLED BY OTHERS
- DISCLAIMER: DO NOT COVER UNIT NAMEPLATE WHILE MAKING THIS CONNECTION*

REMARKS

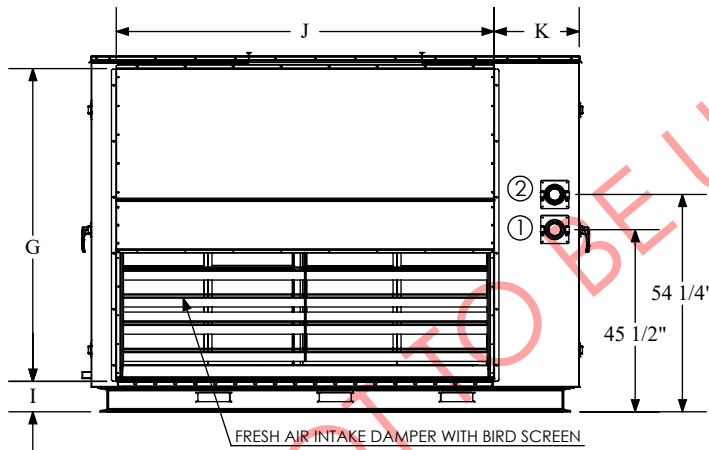
1. FILTERS ARE AS FOLLOWS:
 MERV8 PREFILTERS, 24"X24"X2" (QTY:12)
 MERV13 BAG FILTERS, 24"X24"X15" (QTY: 12)
2. † MINIMUM CLEARANCE FOR SERVICE



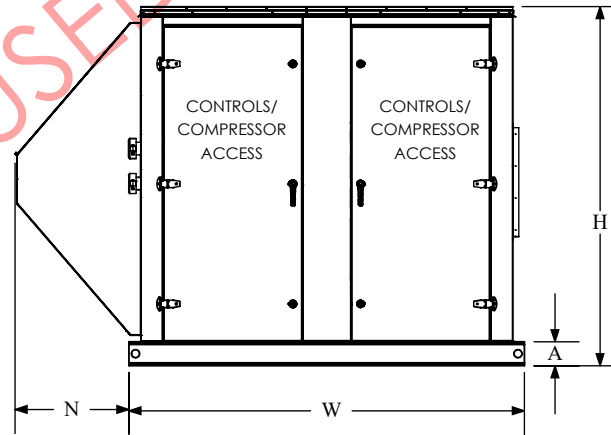
TOP VIEW

CAPACITY (TONS)	WATER PIPE CONNECTIONS*	CONNECTION TYPES
40-45	2.5" (80 GPM - 90 GPM)	GROOVED**
50-70	3" (100 GPM -140 GPM)	GROOVED**
80	4" (160 GPM)	GROOVED**

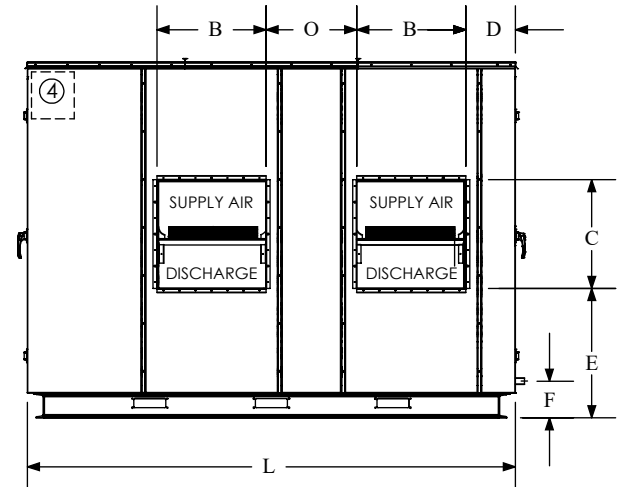
* Based On 2 GPM/Ton
 ** Mechanical grooved coupling supplied by manufacturer



LEFT VIEW



FRONT VIEW



RIGHT VIEW

PHYSICAL DATA (IN)

H	W	L	A	B	C	D	E	F	G	I	J	K	M	N	O
89 3/4"	98 7/8"	122"	6"	27 1/4"	27 1/4"	12 3/8"	32 1/4"	9 1/8"	78 1/4"	7 5/8"	94 1/2"	21 3/4"	6 7/8"	28 1/2"	22 3/4"

NAME:	DATE (MM/DD/YYYY):	TITLE:
DRAWN BY: AD	7/19/2022	MAKE UP AIR UNIT STANDARD VARIPAK SIZE 6 (OUTDOOR)
CHECKED BY: AJM/MRH	7/19/2022	UNIT MODEL: VPSR6XX
		SCALE: NTS
<small>THE INFORMATION CONTAINED IN THIS DRAWING IS THE SOLE PROPERTY OF CGC GROUP. ANY REPRODUCTION IN PART OR AS A WHOLE WITHOUT THE WRITTEN PERMISSION OF CGC GROUP IS PROHIBITED.</small>		SHEET 1 OF 1