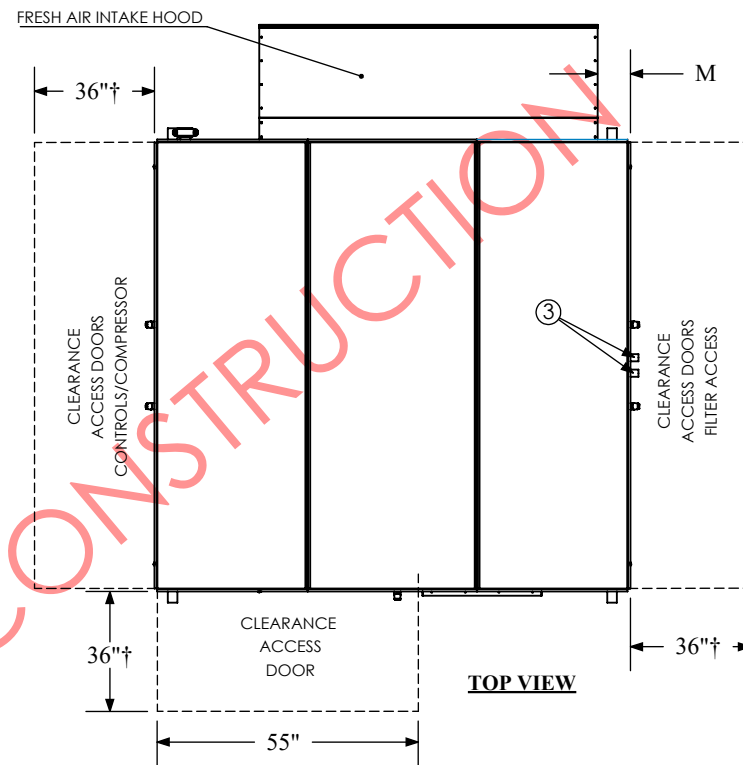
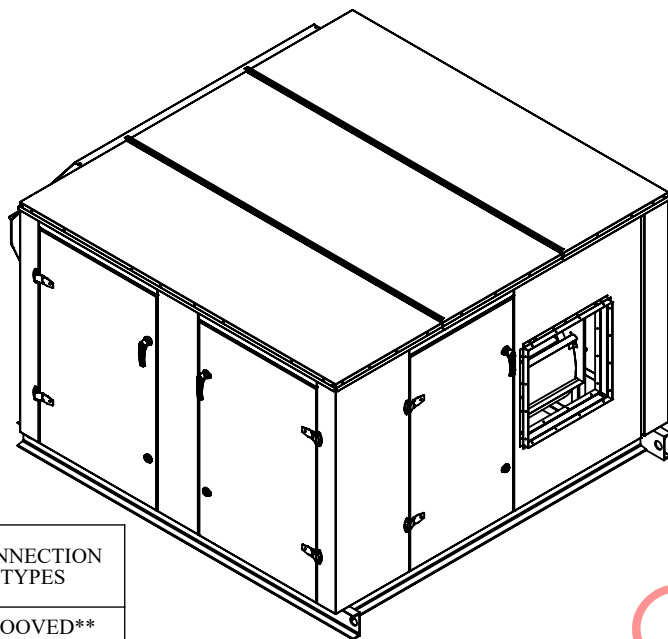


- ① FLUID IN
 - ② FLUID OUT
 - ③ CONDENSATE DRAIN x 2 (1 1/2")
 - ④ SUGGESTED AREA FOR ELECTRICAL CONNECTION TO BE FIELD INSTALLED BY OTHERS
- DISCLAIMER: DO NOT COVER UNIT NAMEPLATE WHILE MAKING THIS CONNECTION*

REMARKS

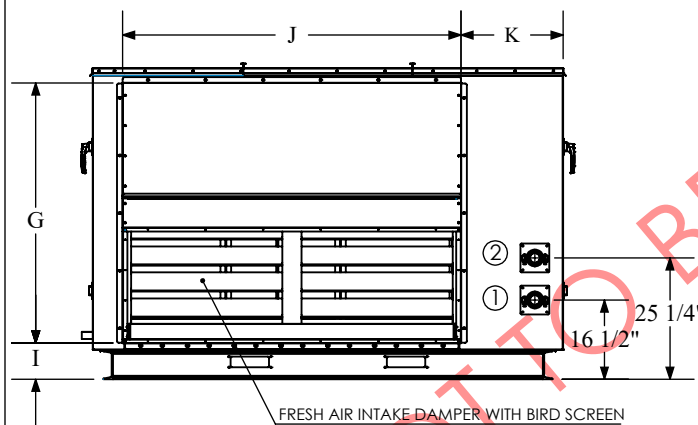
1. FILTERS ARE AS FOLLOWS:
 MERV8 PREFILTERS, 24"X24"X2" (QTY:6)
 MERV13 BAG FILTERS, 24"X24"X15" (QTY: 6)
2. † MINIMUM CLEARANCE FOR SERVICE



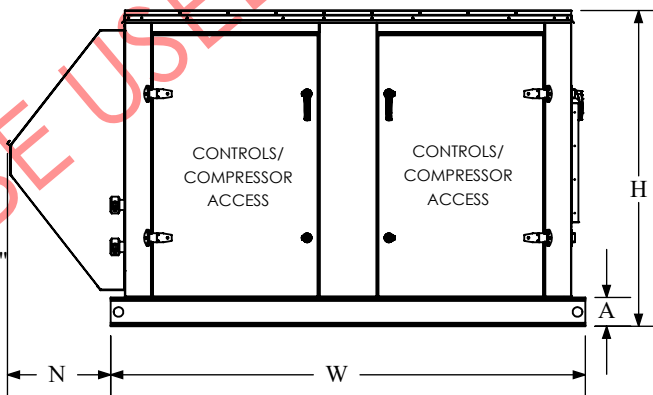
| CAPACITY (TONS) | WATER PIPE CONNECTIONS* | CONNECTION TYPES |
|-----------------|-------------------------|------------------|
| 5-15 | 1.5" (10 GPM - 30 GPM) | GROOVED** |
| 18-30 | 2" (36 GPM - 60 GPM) | GROOVED** |
| 35-40 | 2.5" (70 GPM - 80 GPM) | GROOVED** |

* Based On 2 GPM/Ton

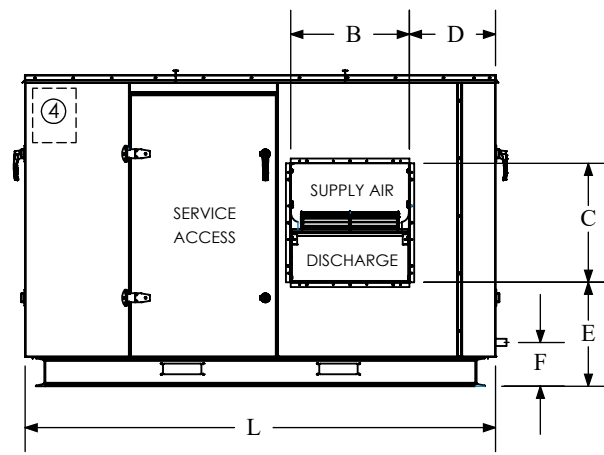
** Mechanical grooved coupling supplied by manufacturer



LEFT VIEW



FRONT VIEW



RIGHT VIEW

| PHYSICAL DATA (IN) | | | | | | | | | | | | | | |
|--------------------|---------|-----|----|---------|---------|-----|---------|--------|---------|--------|---------|---------|--------|---------|
| H | W | L | A | B | C | D | E | F | G | I | J | K | M | N |
| 65 3/4" | 98 7/8" | 98" | 6" | 24 3/4" | 24 3/4" | 18" | 21 3/4" | 9 1/8" | 54 1/8" | 7 5/8" | 70 1/2" | 21 1/4" | 6 7/8" | 21 1/2" |

| | | |
|---|--------------------|--|
| NAME: | DATE (MM/DD/YYYY): | TITLE: |
| DRAWN BY: AD | 7/19/2022 | MAKE UP AIR UNIT STANDARD VARIPAK SIZE 3 (OUTDOOR) |
| CHECKED BY: AJM/MRH | 7/19/2022 | UNIT MODEL: VPSR3XX |
| | | SCALE: NTS |
| <small>THE INFORMATION CONTAINED IN THIS DRAWING IS THE SOLE PROPERTY OF CGC GROUP. ANY REPRODUCTION IN PART OR AS A WHOLE WITHOUT THE WRITTEN PERMISSION OF CGC GROUP IS PROHIBITED.</small> | | SHEET 1 OF 1 |