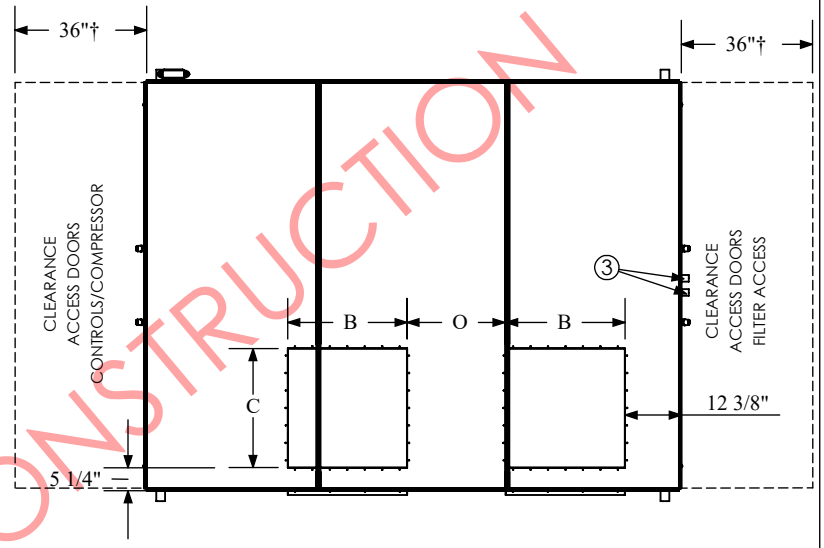
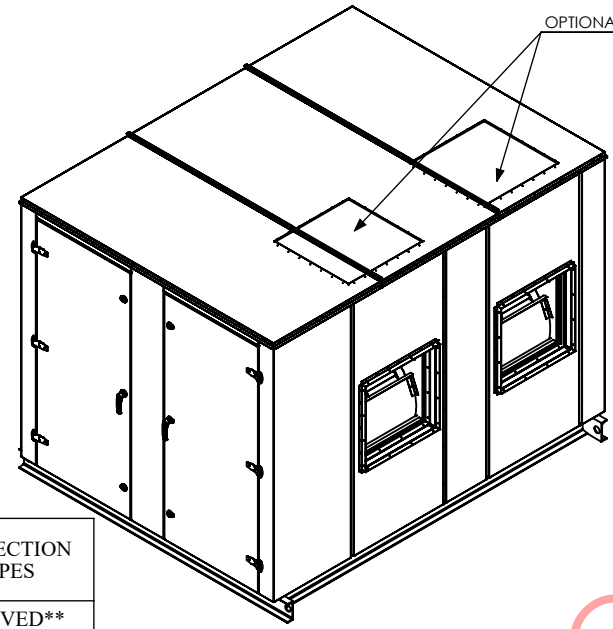


- ①
- ②
- ③
- ④

FLUID IN  
 FLUID OUT  
 CONDENSATE DRAIN x 2 (1 1/2")  
 SUGGESTED AREA FOR ELECTRICAL CONNECTION TO BE FIELD INSTALLED BY OTHERS  
*DISCLAIMER: DO NOT COVER UNIT NAMEPLATE WHILE MAKING THIS CONNECTION*

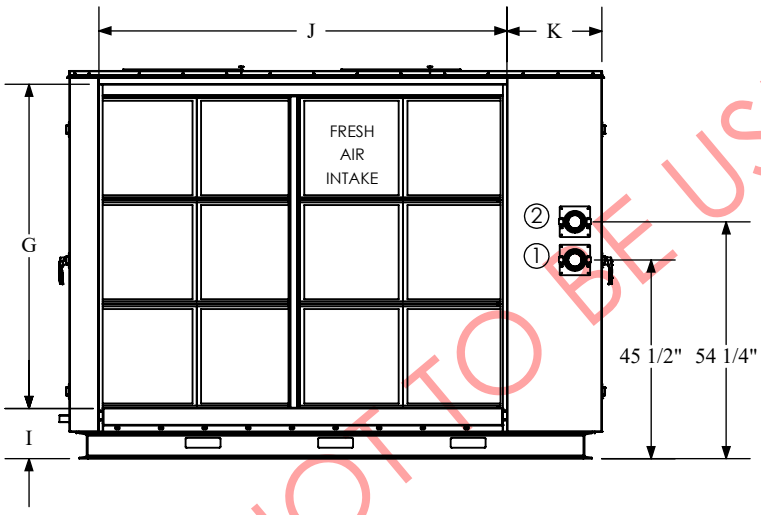


**TOP VIEW**

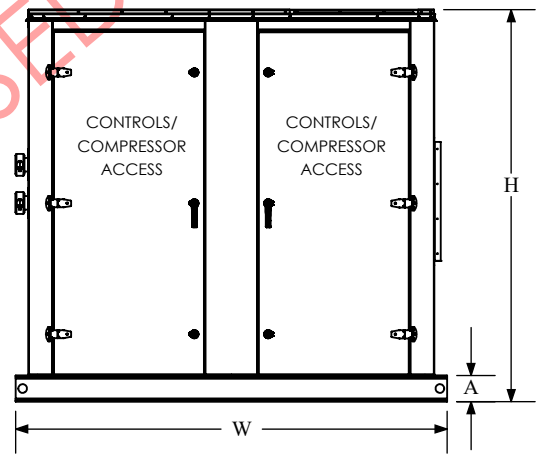
- REMARKS**
- FILTERS ARE AS FOLLOWS:  
 MERV8 PREFILTERS, 24"X24"X2" (QTY:12)  
 MERV13 BAG FILTERS, 24"X24"X15" (QTY: 12)
  - † MINIMUM CLEARANCE FOR SERVICE

CAPACITY (TONS)	WATER PIPE CONNECTIONS*	CONNECTION TYPES
40-45	2.5" (80 GPM - 90 GPM)	GROOVED**
50-70	3" (100 GPM -140 GPM)	GROOVED**
80	4" (160 GPM)	GROOVED**

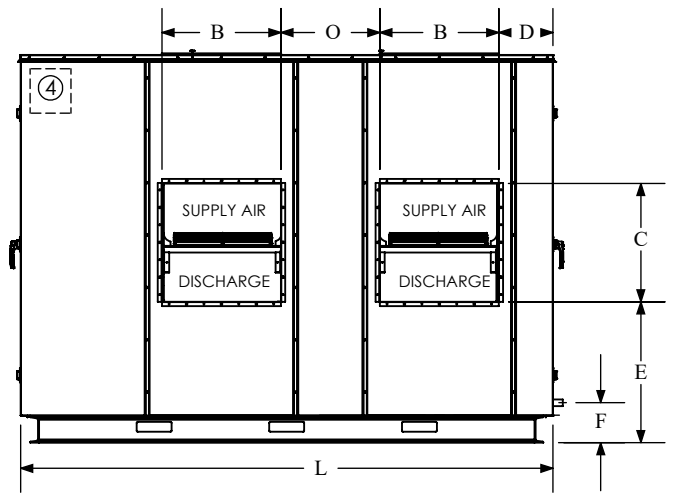
\* Based On 2 GPM/Ton  
 \*\* Mechanical grooved coupling supplied by manufacturer



**LEFT VIEW**



**FRONT VIEW**



**RIGHT VIEW**

PHYSICAL DATA (IN)													
H	W	L	A	B	C	D	E	F	G	I	J	K	O
89 3/4"	98 7/8"	122"	6"	27 1/4"	27 1/4"	12 3/8"	32 1/4"	9 1/8"	74 1/4"	11 1/2"	93 1/2"	21 3/4"	22 3/4"

NAME:	DATE (MM/DD/YYYY):	TITLE:
DRAWN BY: AD	7/19/2022	MAKE UP AIR UNIT STANDARD VARIPAK SIZE 6 (INDOOR)
CHECKED BY: AJM/MRH	7/19/2022	UNIT MODEL: VPSA6XX
		SCALE: NTS
<small>THE INFORMATION CONTAINED IN THIS DRAWING IS THE SOLE PROPERTY OF CGC GROUP. ANY REPRODUCTION IN PART OR AS A WHOLE WITHOUT THE WRITTEN PERMISSION OF CGC GROUP IS PROHIBITED.</small>		SHEET 1 OF 1