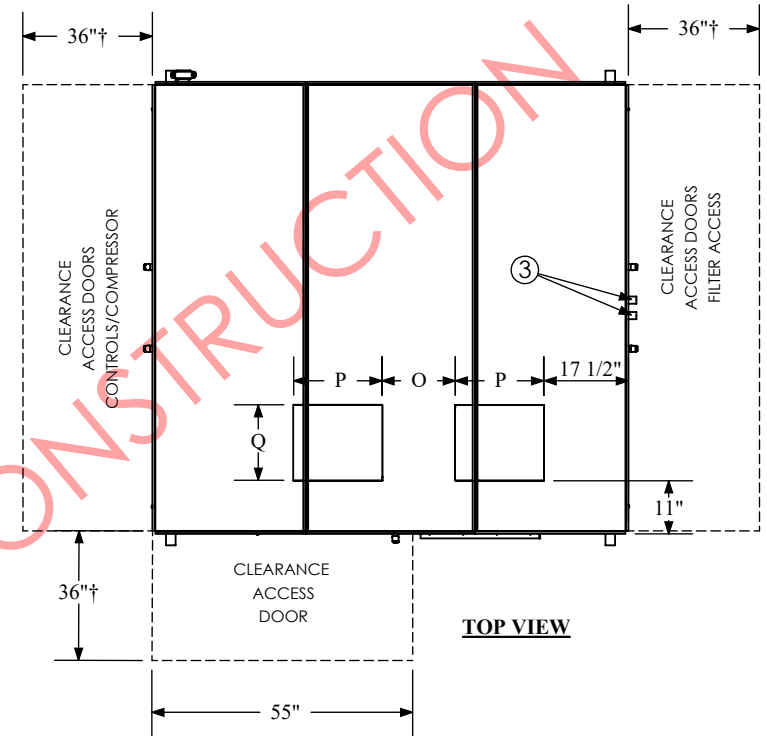
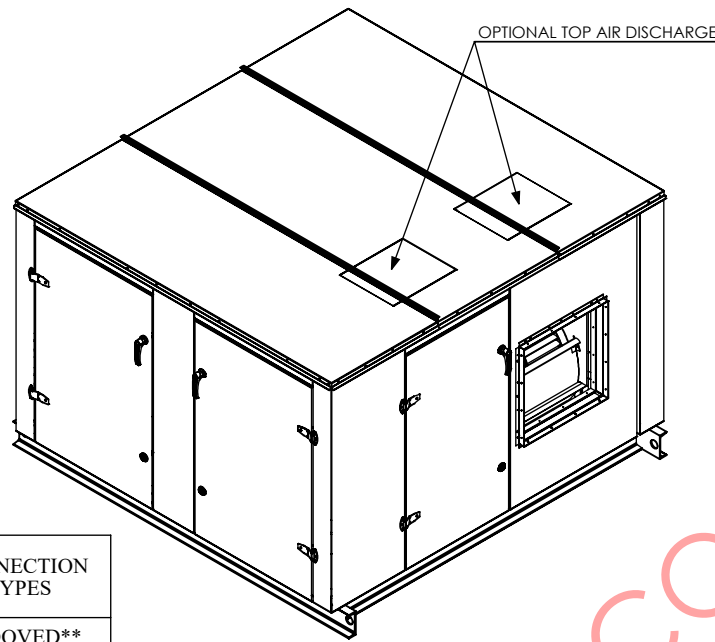


- ① FLUID IN
  - ② FLUID OUT
  - ③ CONDENSATE DRAIN x 2 (1 1/2")
  - ④ SUGGESTED AREA FOR ELECTRICAL CONNECTION TO BE FIELD INSTALLED BY OTHERS
- DISCLAIMER: DO NOT COVER UNIT NAMEPLATE WHILE MAKING THIS CONNECTION*

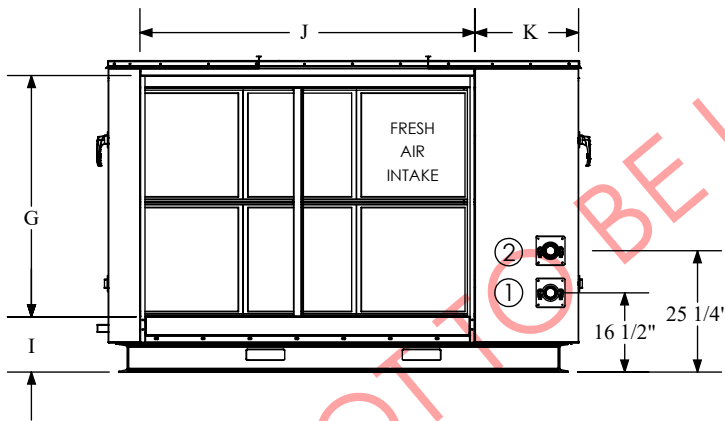
**REMARKS**

1. FILTERS ARE AS FOLLOWS:  
 MERV8 PREFILTERS, 24"X24"X2" (QTY:6)  
 MERV13 BAG FILTERS, 24"X24"X15" (QTY: 6)
2. † MINIMUM CLEARANCE FOR SERVICE

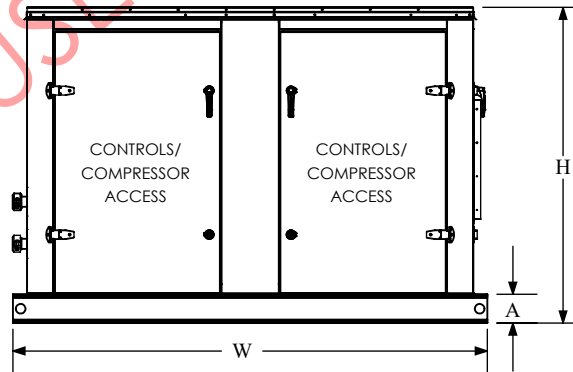


CAPACITY (TONS)	WATER PIPE CONNECTIONS*	CONNECTION TYPES
5-15	1.5" (10 GPM - 30 GPM)	GROOVED**
18-30	2" (36 GPM - 60 GPM)	GROOVED**
35-40	2.5" (70 GPM - 80 GPM)	GROOVED**

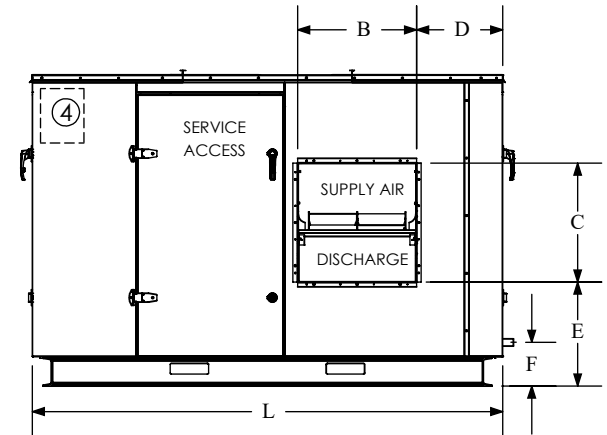
\* Based On 2 GPM/Ton  
 \*\* Mechanical grooved coupling supplied by manufacturer



**LEFT VIEW**



**FRONT VIEW**



**RIGHT VIEW**

PHYSICAL DATA (IN)																
H	W	L	A	B	C	D	E	F	G	I	J	K	O	P	Q	
65 3/4"	98 7/8"	98"	6"	24 3/4"	24 3/4"	18"	21 3/4"	9 1/8"	50 1/4"	11 1/2"	69 3/4"	21 3/4"	15 1/4"	18 3/8"	15 3/4"	

NAME:	DATE (MM/DD/YYYY):	TITLE:
DRAWN BY: AD	7/19/2022	MAKE UP AIR UNIT STANDARD VARIPAK SIZE 3 (INDOOR)
CHECKED BY: AJM/MRH	7/19/2022	UNIT MODEL: VPSA3XX
		SCALE: NTS
<small>THE INFORMATION CONTAINED IN THIS DRAWING IS THE SOLE PROPERTY OF CGC GROUP. ANY REPRODUCTION IN PART OR AS A WHOLE WITHOUT THE WRITTEN PERMISSION OF CGC GROUP IS PROHIBITED.</small>		SHEET 1 OF 1