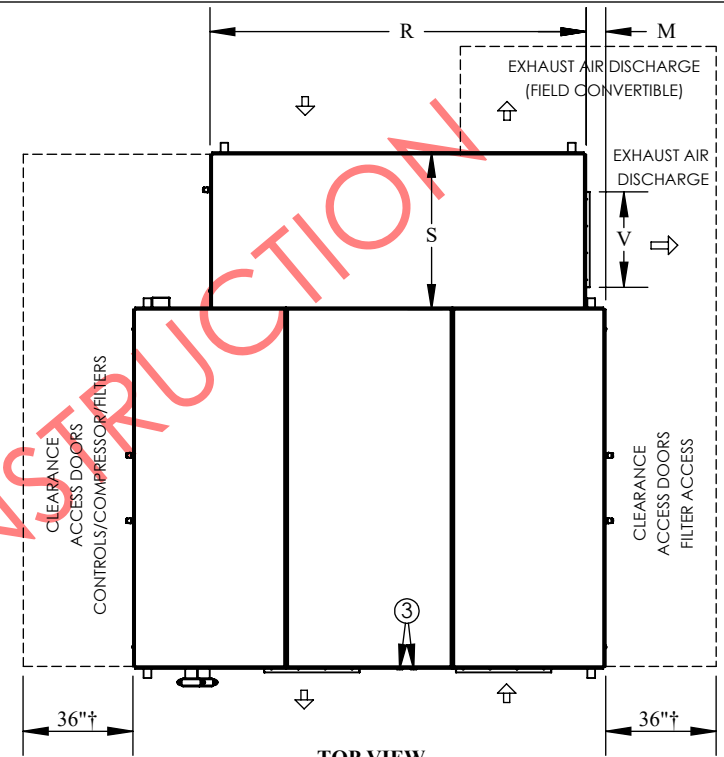
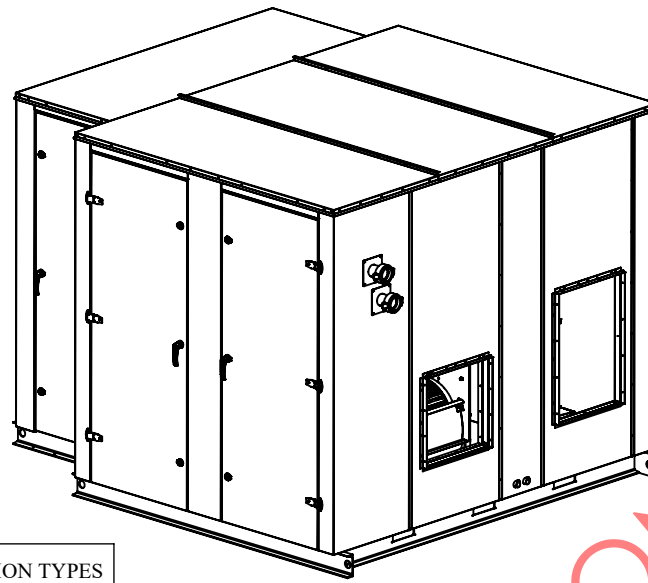


- ① FLUID IN
  - ② FLUID OUT
  - ③ CONDENSATE DRAIN x 2 (1 1/2")
  - ④ SUGGESTED AREA FOR ELECTRICAL CONNECTION TO BE FIELD INSTALLED BY OTHERS
- DISCLAIMER: DO NOT COVER UNIT NAMEPLATE WHILE MAKING THIS CONNECTION*

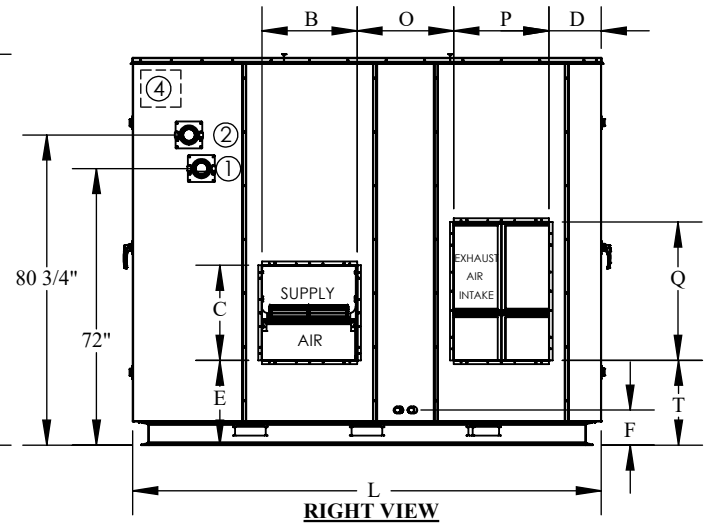
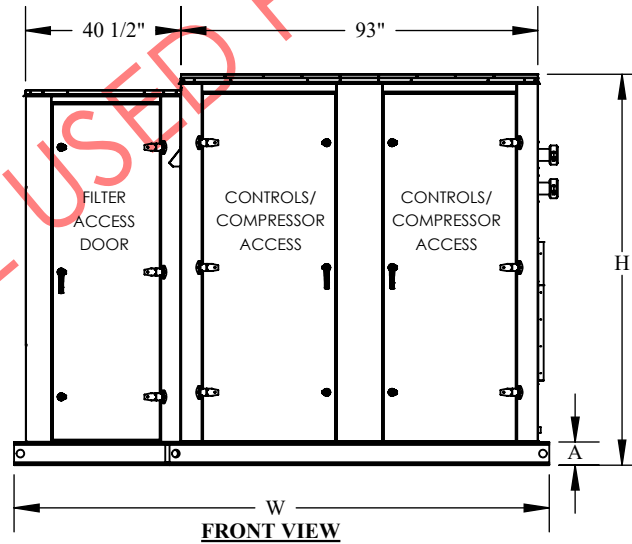
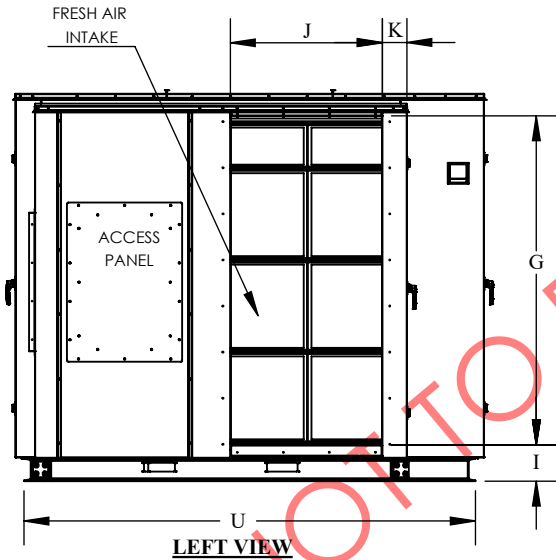
**REMARKS**

1. FILTERS ARE AS FOLLOWS:  
 MERV8 PREFILTERS, 24"X24"X2" (QTY: 9)  
 MERV13 BAG FILTERS, 24"X24"X15" (QTY: 9)  
 MERV8 EXHAUST FILTERS, 24"X24"X2" (QTY: 9)
2. † MINIMUM CLEARANCE FOR SERVICE  
*DISCLAIMER: MINIMUM CLEARANCE IS NOT ENOUGH FOR HEAT WHEEL REPLACEMENT*



CAPACITY (TONS)	WATER PIPE CONNECTIONS*	CONNECTION TYPES
20-30	2" (40 GPM - 60 GPM)	GROOVED**
35-45	2.5" (70 GPM - 90 GPM)	GROOVED**

\* Based On 2 GPM/Ton  
 \*\* Mechanical grooved coupling supplied by manufacturer



PHYSICAL DATA (IN)																					
H	W	L	A	B	C	D	E	F	G	I	J	K	M	O	P	Q	R	S	T	U	V
101 3/4"	139 3/8"	122"	6"	24 3/4"	24 3/4"	13 5/8"	22 1/8"	9 1/8"	85 3/4"	9 3/8"	39 5/8"	6 3/8"	5 1/2"	25 1/4"	24 3/4"	36"	98"	41"	22 1/8"	117 5/8"	24 7/8"

NAME:	DATE (MM/DD/YYYY):	TITLE:
AD	11/3/2021	VARIPAK WITH ENERGY RECOVERY WHEEL SIZE 7 (INDOOR)
DRAWN BY:	FS	HORIZONTAL INTAKE & SUPPLY HORIZONTAL EXHAUST IN HORIZONTAL EXHAUST DISCHARGE
CHECKED BY:	11/3/2021	
		UNIT MODEL
<small>THE INFORMATION CONTAINED IN THIS DRAWING IS THE SOLE PROPERTY OF CGC GROUP. ANY REPRODUCTION IN PART OR AS A WHOLE WITHOUT THE WRITTEN PERMISSION OF CGC GROUP IS PROHIBITED.</small>		VPWA7XX
<small>PROPRIETARY AND CONFIDENTIAL</small>		SCALE: NTS
		SHEET 1 OF 1