

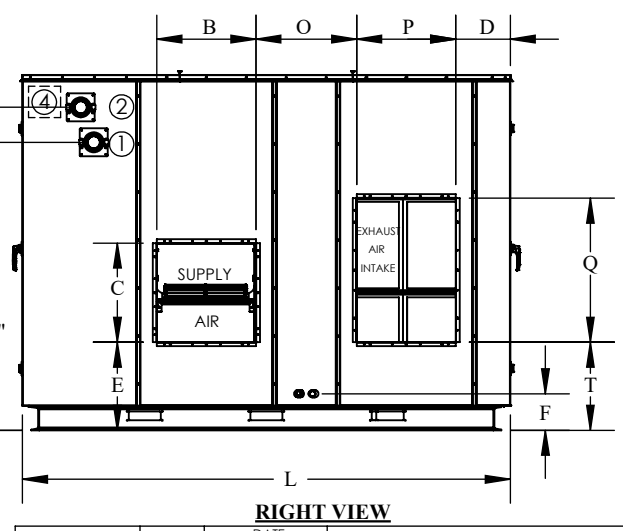
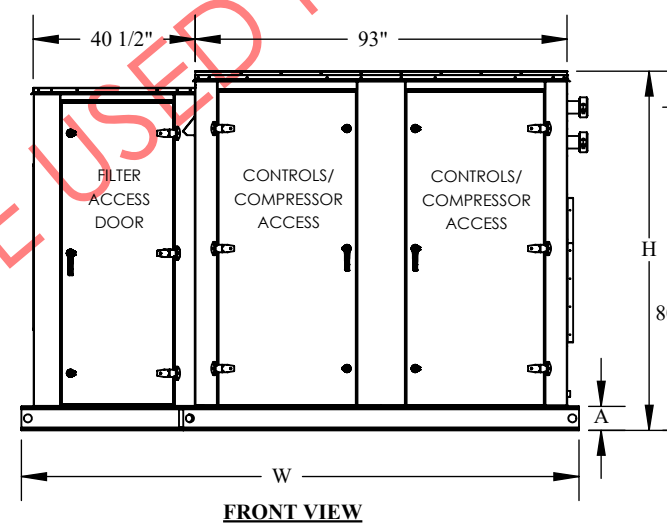
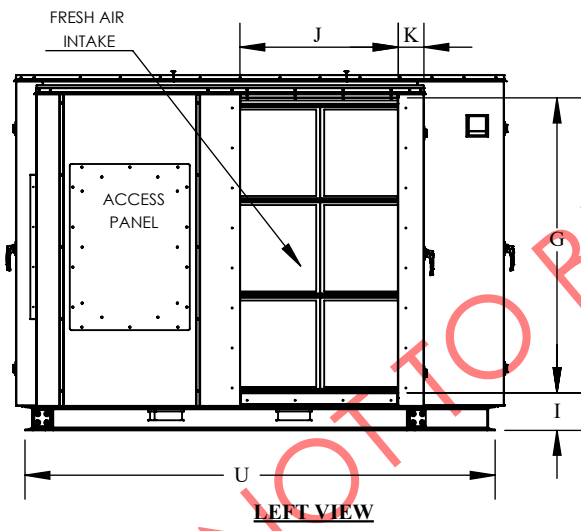
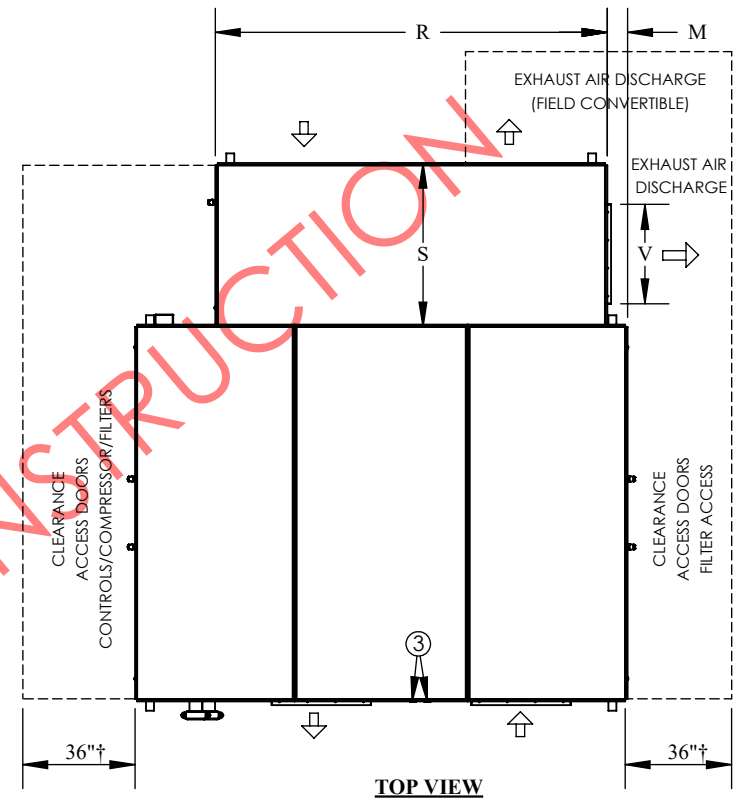
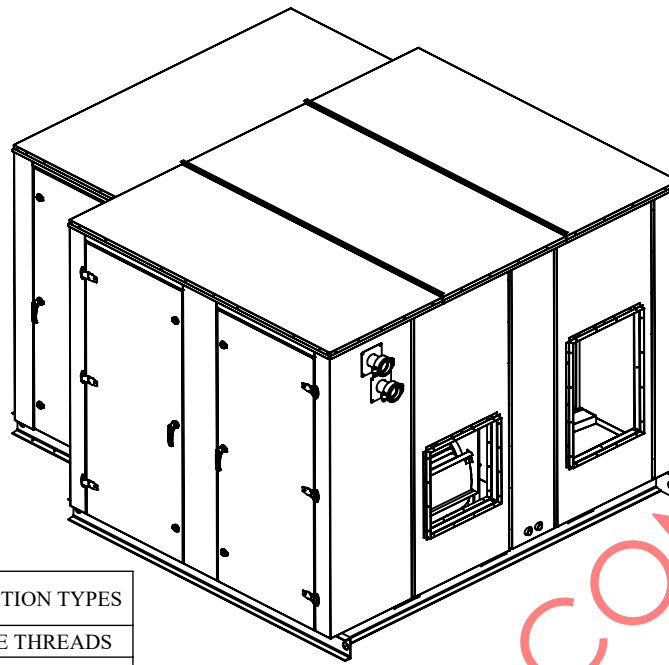
- ① FLUID IN
 - ② FLUID OUT
 - ③ CONDENSATE DRAIN x 2 (1 1/2")
 - ④ SUGGESTED AREA FOR ELECTRICAL CONNECTION TO BE FIELD INSTALLED BY OTHERS
- DISCLAIMER: DO NOT COVER UNIT NAMEPLATE WHILE MAKING THIS CONNECTION*

REMARKS

1. FILTERS ARE AS FOLLOWS:
 MERV8 PREFILTERS, 24"x24"x2" (QTY: 6)
 MERV13 BAG FILTERS, 24"x24"x15" (QTY: 6)
 MERV8 EXHAUST FILTERS, 24"x24"x2" (QTY: 6)
2. † MINIMUM CLEARANCE FOR SERVICE
DISCLAIMER: MINIMUM CLEARANCE IS NOT ENOUGH FOR HEAT WHEEL REPLACEMENT

CAPACITY (TONS)	WATER PIPE CONNECTIONS*	CONNECTION TYPES
10	1.25" (20 GPM)	FEMALE THREADS
12-15	1.5" (24 GPM - 30 GPM)	FEMALE THREADS
18-30	2" (36 GPM - 60 GPM)	GROOVED**
35-40	2.5" (70 GPM - 80 GPM)	GROOVED**

* Based On 2 GPM/Ton
 ** Mechanical grooved coupling supplied by manufacturer



PHYSICAL DATA (IN)																					
H	W	L	A	B	C	D	E	F	G	I	J	K	M	O	P	Q	R	S	T	U	V
89 3/4"	139 3/8"	122"	6"	24 3/4"	24 3/4"	13 5/8"	22"	9 1/8"	73 3/4"	9 3/8"	39 5/8"	6 3/8"	5 1/2"	25 1/4"	24 3/4"	36"	98"	36 1/8"	22"	117 5/8"	24 7/8"

NAME:	DATE (MM/DD/YYYY):	TITLE: VARIPAK WITH ENERGY RECOVERY WHEEL SIZE 6 (INDOOR)
DRAWN BY: AD	11/3/2021	HORIZONTAL INTAKE & SUPPLY
CHECKED BY: FS	11/3/2021	HORIZONTAL EXHAUST IN
		HORIZONTAL EXHAUST DISCHARGE
UNIT MODEL		VPWA6XX
		ERV 1
SCALE: NTS		SHEET 1 OF 1