

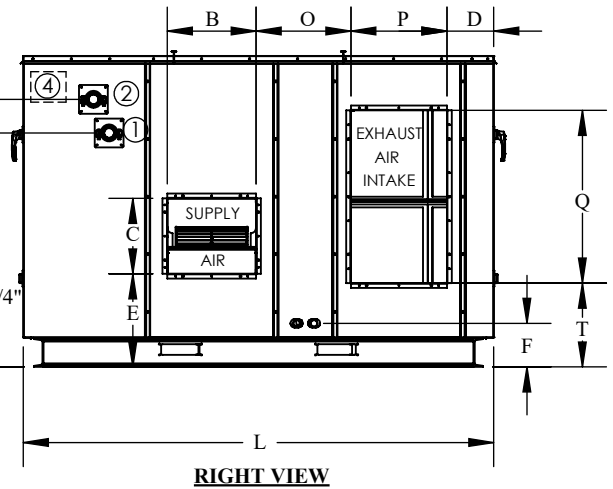
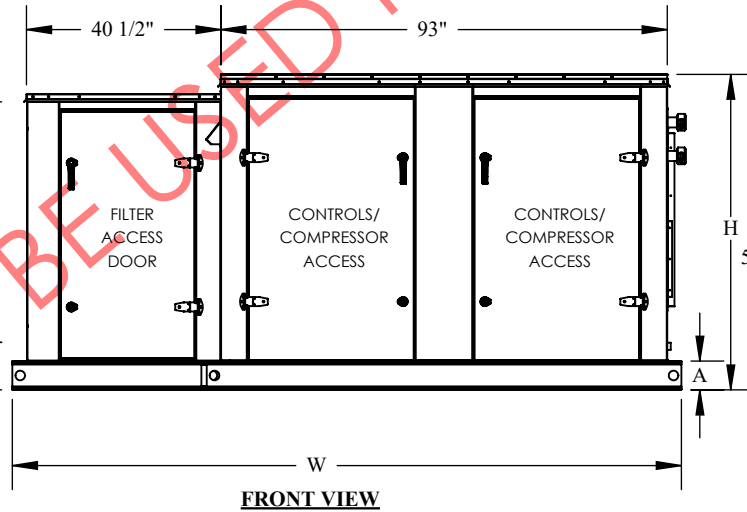
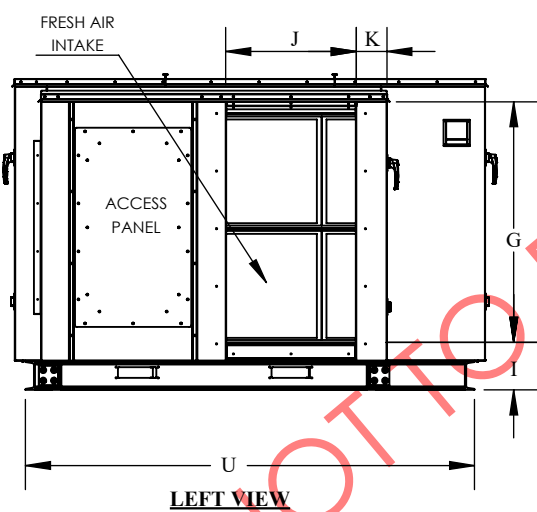
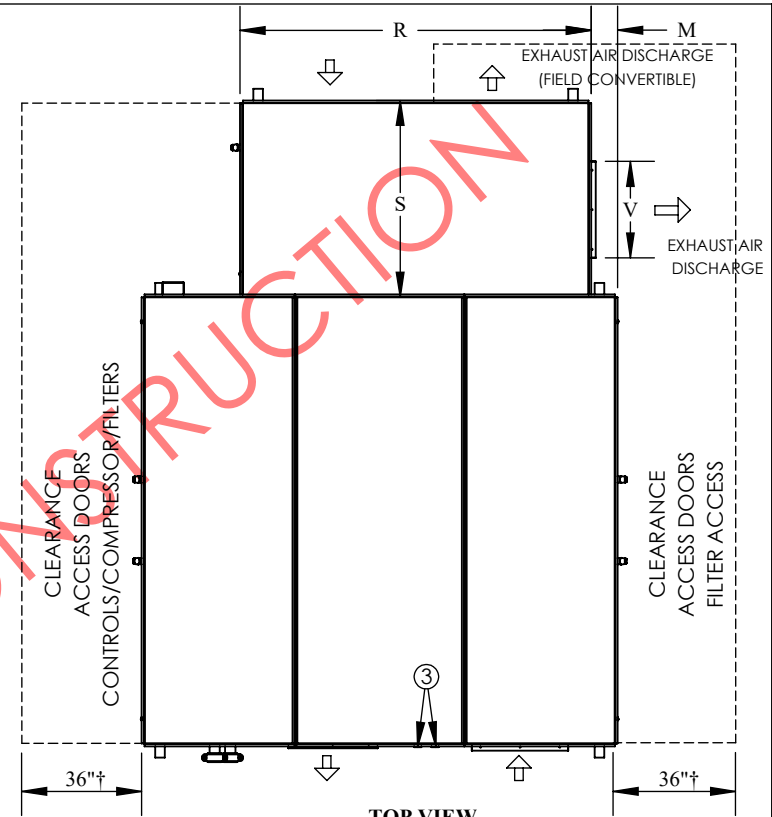
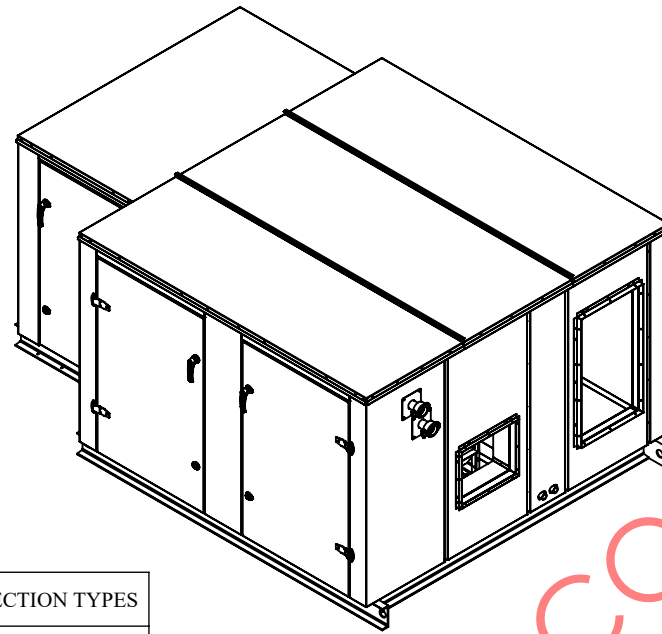
- ① FLUID IN
 - ② FLUID OUT
 - ③ CONDENSATE DRAIN x 2 (1 1/2")
 - ④ SUGGESTED AREA FOR ELECTRICAL CONNECTION TO BE FIELD INSTALLED BY OTHERS
- DISCLAIMER: DO NOT COVER UNIT NAMEPLATE WHILE MAKING THIS CONNECTION*

REMARKS

1. FILTERS ARE AS FOLLOWS
 - MERV8 PREFILTERS, 12"X24"X2" (QTY:2)
 - MERV8 PREFILTERS, 24"X24"X2" (QTY:2)
 - MERV13 BAG FILTERS, 12"X24"X15" (QTY:2)
 - MERV13 BAG FILTERS, 24"X24"X15" (QTY: 2)
 - MERV8 EXHAUST FILTERS, 12"X24"X2" (QTY: 2)
 - MERV8 EXHAUST FILTERS, 24"X24"X2" (QTY: 2)
2. † MINIMUM CLEARANCE FOR SERVICE
DISCLAIMER: MINIMUM CLEARANCE IS NOT ENOUGH FOR HEAT WHEEL REPLACEMENT

CAPACITY (TONS)	WATER PIPE CONNECTIONS*	CONNECTION TYPES
5-10	1.25" (10 GPM - 20 GPM)	FEMALE THREADS
12-15	1.5" (24 GPM - 30 GPM)	FEMALE THREADS
18-20	2" (36 GPM - 40 GPM)	GROOVED**

* Based On 2 GPM/Ton
 ** Mechanical grooved coupling supplied by manufacturer



PHYSICAL DATA (IN)																					
H	W	L	A	B	C	D	E	F	G	I	J	K	M	O	P	Q	R	S	T	U	V
65 3/4"	139 3/8"	98"	6"	18 1/2"	15 3/4"	9 3/4"	19 3/8"	9 1/8"	49 3/4"	9 3/8"	27 1/4"	6 3/8"	5 1/2"	19 3/4"	20"	36"	73 1/8"	41"	17 1/2"	93 5/8"	20 1/8"

NAME:	DATE (MM/DD/YYYY):	TITLE:	VARI-PAK WITH ENERGY RECOVERY WHEEL SIZE 3 (INDOOR)	
DRAWN BY:	AD	11/3/2021	HORIZONTAL INTAKE & SUPPLY HORIZONTAL EXHAUST IN HORIZONTAL EXHAUST DISCHARGE	
CHECKED BY:	FS	11/3/2021	UNIT MODEL	VPWA3XX
THE INFORMATION CONTAINED IN THIS DRAWING IS THE SOLE PROPERTY OF CGC GROUP. ANY REPRODUCTION IN PART OR AS A WHOLE WITHOUT THE WRITTEN PERMISSION OF CGC GROUP IS PROHIBITED.			ERV 1	SHEET 1 OF 1
			SCALE: NTS	