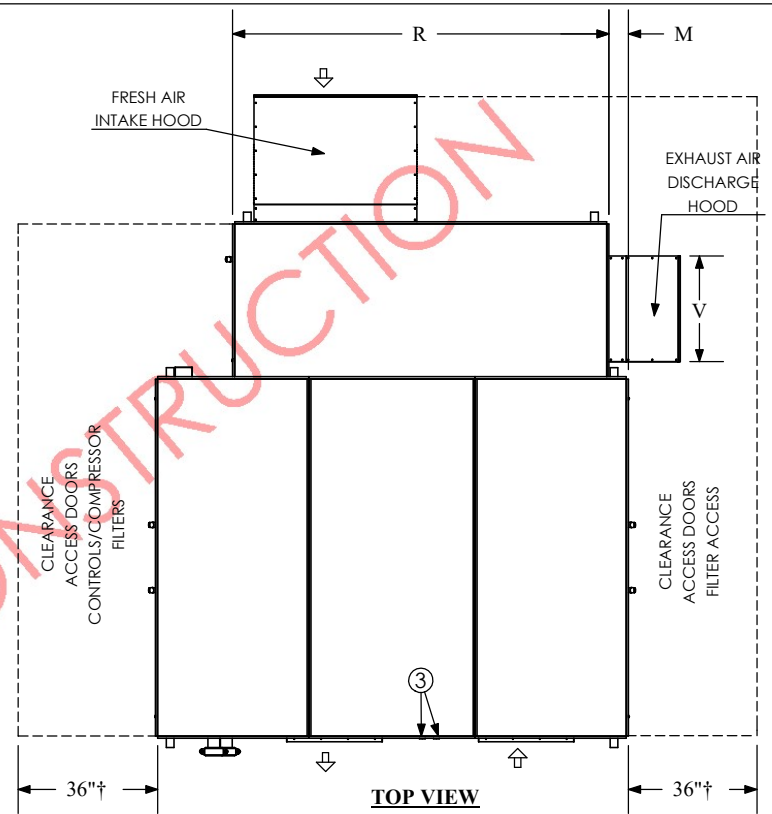
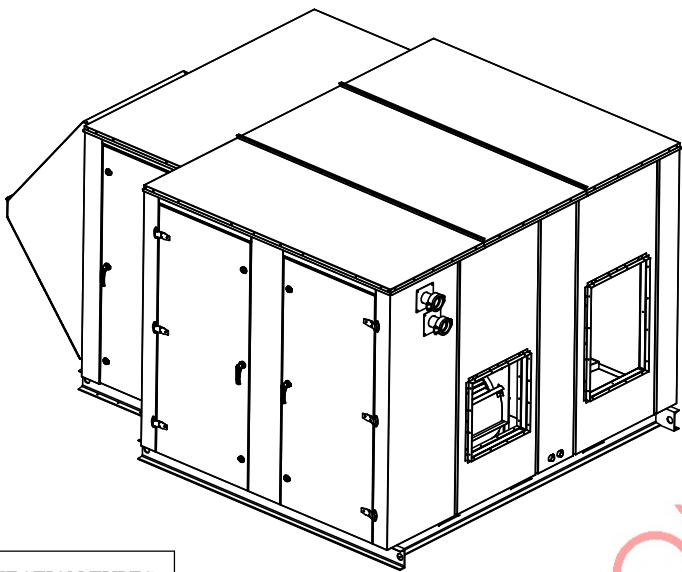


- ① FLUID IN
  - ② FLUID OUT
  - ③ CONDENSATE DRAIN x 2 (1 1/2")
  - ④ SUGGESTED AREA FOR ELECTRICAL CONNECTION TO BE FIELD INSTALLED BY OTHERS
- DISCLAIMER: DO NOT COVER UNIT NAMEPLATE WHILE MAKING THIS CONNECTION*

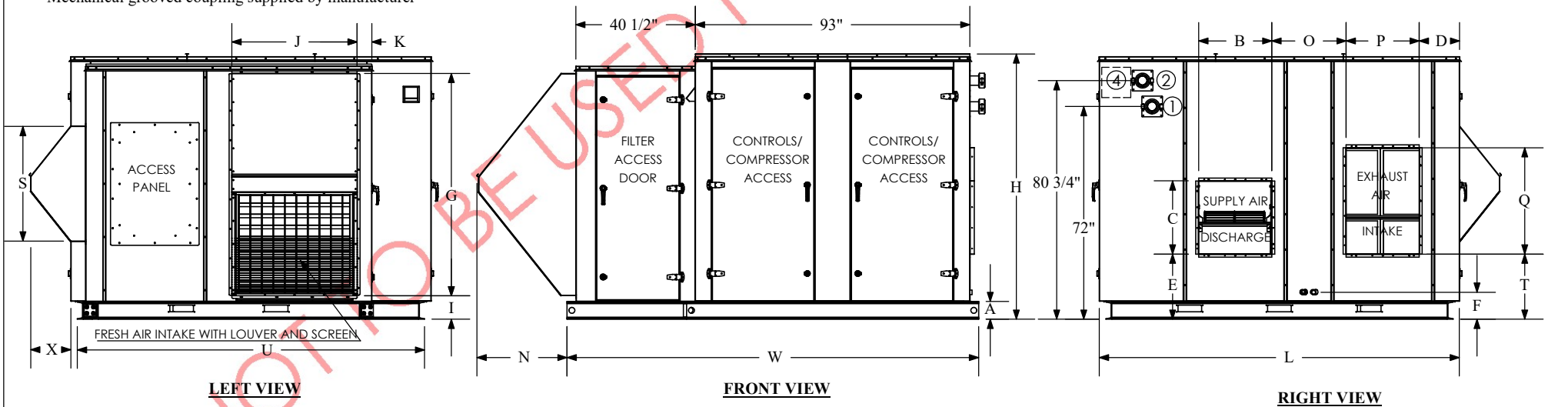
**REMARKS**

1. FILTERS ARE AS FOLLOWS  
 MERV8 PREFILTERS, 24"X24"X2" (QTY:6)  
 MERV13 BAG FILTERS, 24"X24"X15" (QTY: 6)  
 MERV8 EXHAUST FILTERS, 24"X24"X2" (QTY: 2)
2. † MINIMUM CLEARANCE FOR SERVICE. NOT ENOUGH FOR HEAT WHEEL REPLACEMENT



CAPACITY (TONS)	WATER PIPE CONNECTIONS*	CONNECTION TYPES
10	1.25" (20 GPM)	FEMALE THREADS
12-15	1.5" (24 GPM - 30 GPM)	FEMALE THREADS
18-30	2" (36 GPM - 60 GPM)	GROOVED**
35-40	2.5" (70 GPM - 80 GPM)	GROOVED**

\* Based On 2 GPM/Ton  
 \*\* Mechanical grooved coupling supplied by manufacturer



PHYSICAL DATA (IN)																							
H	W	L	A	B	C	D	E	F	G	I	J	K	M	N	O	P	Q	R	S	T	U	V	X
89 3/4"	139 3/8"	122"	6"	24 3/4"	24 3/4"	9 3/4"	22"	9 1/8"	75 1/4"	8"	42 3/8"	5"	5 1/2"	30 1/2"	25 1/4"	24 3/4"	36"	98"	38 3/4"	22"	117 5/8"	27 1/2"	13 5/8"

NAME:	DATE (MM/DD/YYYY):	TITLE: VARIPAK WITH ENERGY RECOVERY
DRAWN BY: AD	09/29/2021	WHEEL SIZE 6 (OUTDOOR)
CHECKED BY: FS	09/29/2021	HORIZONTAL INTAKE & SUPPLY HORIZONTAL EXHAUST IN HORIZONTAL EXHAUST DISCHARGE
		UNIT MODEL: VPWR6XX
<small>THE INFORMATION CONTAINED IN THIS DRAWING IS THE SOLE PROPERTY OF CCG GROUP. ANY REPRODUCTION IN PART OR AS A WHOLE WITHOUT THE WRITTEN PERMISSION OF CCG GROUP IS PROHIBITED.</small>		SCALE: NTS
<small>PROPRIETARY AND CONFIDENTIAL</small>		SHEET 1 OF 1