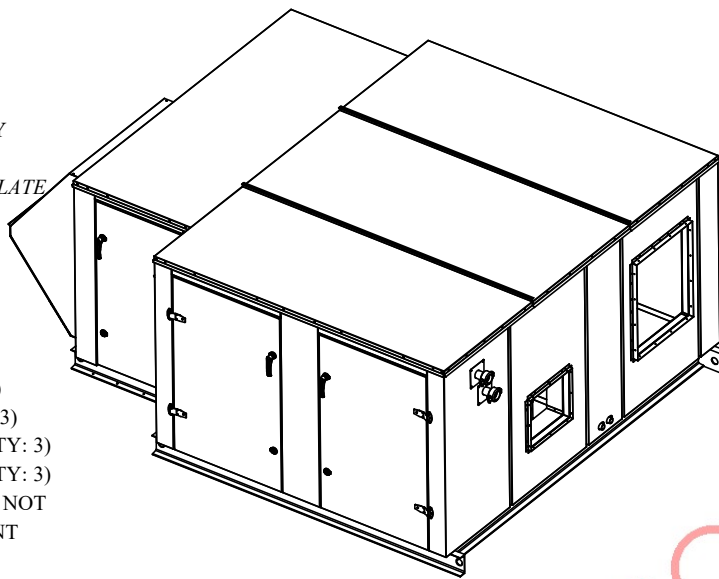


- ①
- ②
- ③
- ④

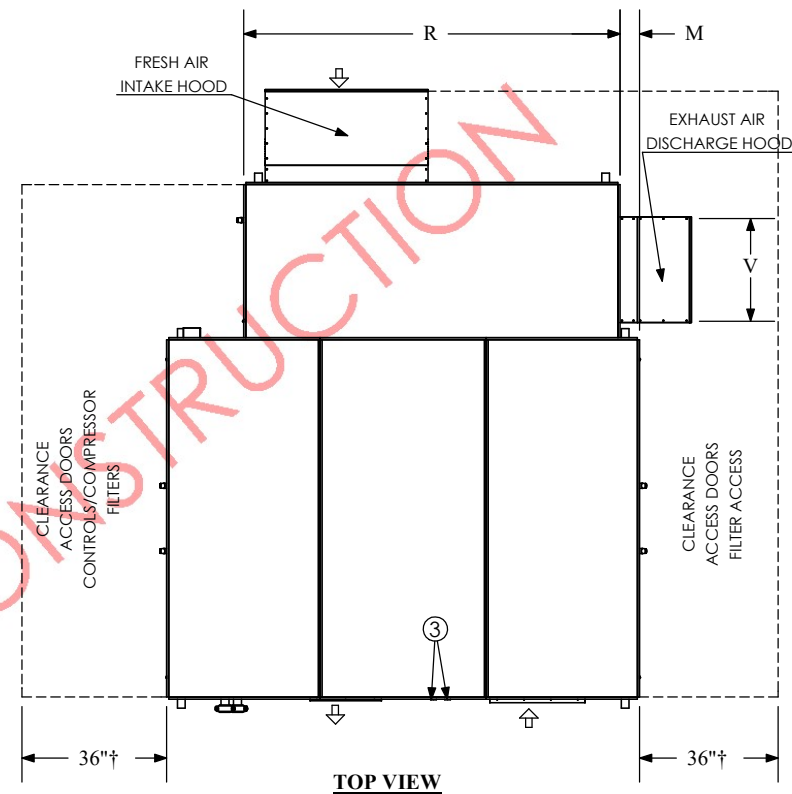
FLUID IN
 FLUID OUT
 CONDENSATE DRAIN x 2 (1 1/2")
 SUGGESTED AREA FOR ELECTRICAL CONNECTION TO BE FIELD INSTALLED BY OTHERS

DISCLAIMER: DO NOT COVER UNIT NAMEPLATE WHILE MAKING THIS CONNECTION



REMARKS

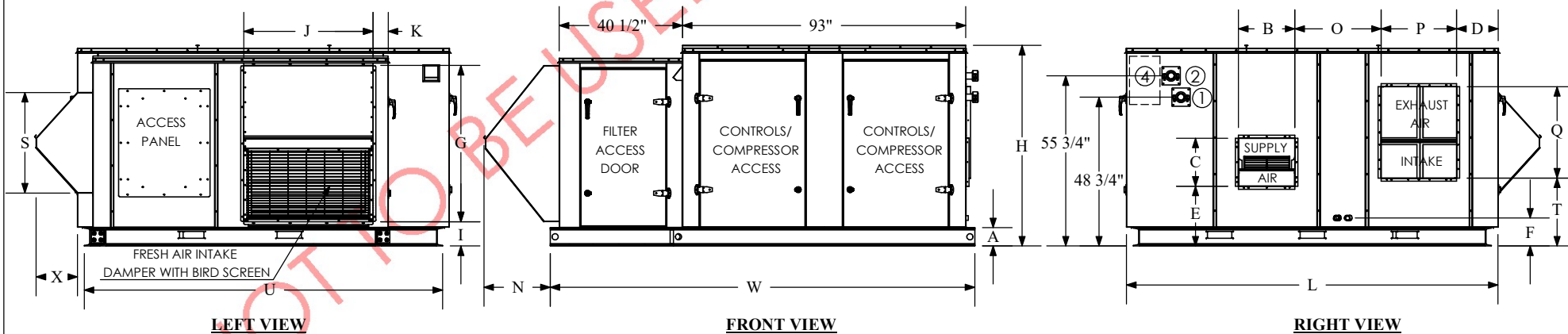
1. FILTERS ARE AS FOLLOWS
 MERV8 PREFILTERS, 12"X24"X2" (QTY:3)
 MERV8 PREFILTERS, 24"X24"X2" (QTY:3)
 MERV13 BAG FILTERS, 12"X24"X2" (QTY:3)
 MERV13 BAG FILTERS, 24"X24"X15" (QTY: 3)
 MERV8 EXHAUST FILTERS, 12"X24"X2" (QTY: 3)
 MERV8 EXHAUST FILTERS, 24"X24"X2" (QTY: 3)
2. † MINIMUM CLEARANCE FOR SERVICE. NOT ENOUGH FOR HEAT WHEEL REPLACEMENT



CAPACITY (TONS)	WATER PIPE CONNECTIONS*	CONNECTION TYPES
5-10	1.25" (10 GPM - 20 GPM)	FEMALE THREADS
12-15	1.5" (24 GPM - 30 GPM)	FEMALE THREADS
18-25	2" (36 GPM - 50 GPM)	GROOVED**

* Based On 2 GPM/Ton

** Mechanical grooved coupling supplied by manufacturer



PHYSICAL DATA (IN)

H	W	L	A	B	C	D	E	F	G	I	J	K	M	N	O	P	Q	R	S	T	U	V	X
65 3/4"	139 3/8"	122"	6"	18 1/2"	15 3/4"	13 5/8"	19 5/8"	9 1/8"	51 1/4"	8"	42 3/8"	5"	5 1/2"	21 3/4"	28 3/8"	24 3/4"	30"	98"	33"	22 1/4"	117 5/8"	26 3/4"	13 5/8"

NAME:	DATE (MM/DD/YYYY):	TITLE:
DRAWN BY: AD	11/3/2021	VARIPAK WITH ENERGY RECOVERY WHEEL SIZE 4 (OUTDOOR)
CHECKED BY: FS	11/3/2021	HORIZONTAL INTAKE & SUPPLY HORIZONTAL EXHAUST IN HORIZONTAL EXHAUST DISCHARGE
		UNIT MODEL
<small>THE INFORMATION CONTAINED IN THIS DRAWING IS THE SOLE PROPERTY OF CCG GROUP. ANY REPRODUCTION IN PART OR AS A WHOLE WITHOUT THE WRITTEN PERMISSION OF CCG GROUP IS PROHIBITED.</small>		VPWR4XX
<small>PROPRIETARY AND CONFIDENTIAL</small>		SCALE: NTS