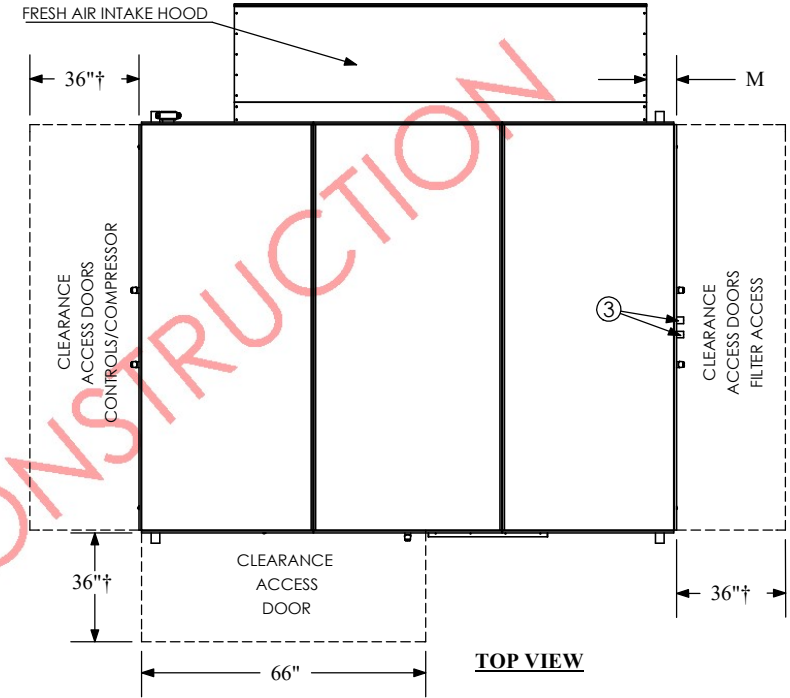
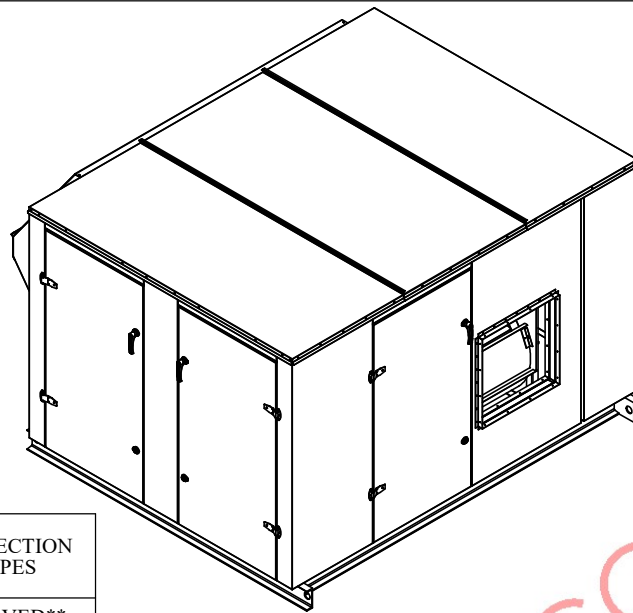


- ① FLUID IN
  - ② FLUID OUT
  - ③ CONDENSATE DRAIN x 2 (1 1/2")
  - ④ SUGGESTED AREA FOR ELECTRICAL CONNECTION TO BE FIELD INSTALLED BY OTHERS
- DISCLAIMER: DO NOT COVER UNIT NAMEPLATE WHILE MAKING THIS CONNECTION*

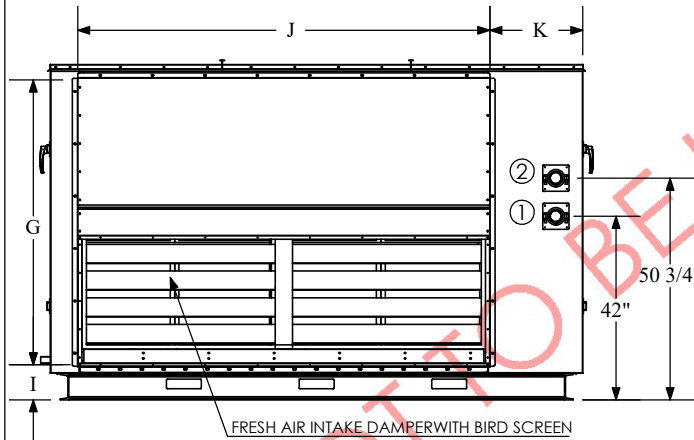
**REMARKS**

1. FILTERS ARE AS FOLLOWS:  
 MERV8 PREFILTERS, 24"X24"X2" (QTY:8)  
 MERV8 PREFILTERS, 12"X24"X2" (QTY: 4)  
 MERV13 BAG FILTERS, 24"X24"X15' (QTY: 8)  
 MERV13 BAG FILTERS, 12"X24"X15" (QTY: 4)
2. † MINIMUM CLEARANCE FOR SERVICE

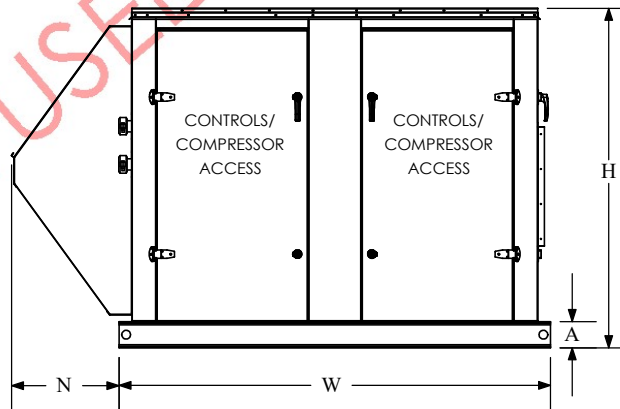


CAPACITY (TONS)	WATER PIPE CONNECTIONS*	CONNECTION TYPES
20-30	2" (40 GPM - 60 GPM)	GROOVED**
35-45	2.5" (70 GPM - 90 GPM)	GROOVED**
50-70	3" (100 GPM - 140 GPM)	GROOVED**

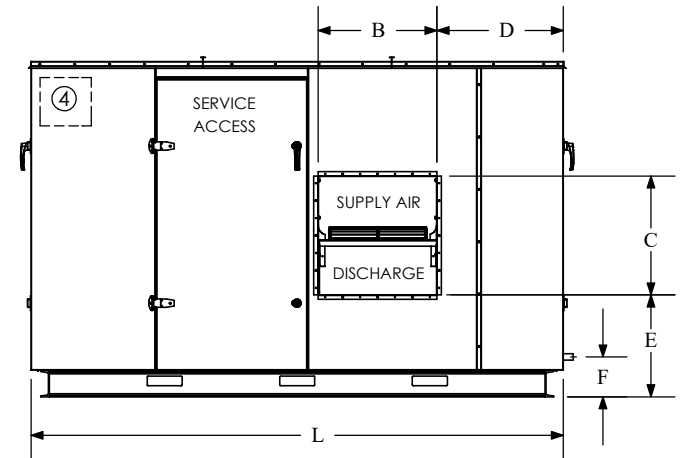
\* Based On 2 GPM/Ton  
 \*\* Mechanical grooved coupling supplied by manufacturer



**LEFT VIEW**



**FRONT VIEW**



**RIGHT VIEW**

PHYSICAL DATA (IN)														
H	W	L	A	B	C	D	E	F	G	I	J	K	M	N
77 3/4"	98 7/8"	122"	6"	27 1/4"	27 1/4"	29"	23 3/8"	9 1/8"	65 1/4"	8"	94 1/2"	21 1/4"	6 7/8"	24 5/8"

NAME:	DATE (MM/DD/YYYY):	TITLE:
DRAWN BY: AD	10/27/2021	MAKE UP AIR UNIT STANDARD VARIPAK SIZE 5 (OUTDOOR)
CHECKED BY: FS	10/27/2021	UNIT MODEL: VPSR5XX
		SCALE: NTS
<small>THE INFORMATION CONTAINED IN THIS DRAWING IS THE SOLE PROPERTY OF CGC GROUP. ANY REPRODUCTION IN PART OR AS A WHOLE WITHOUT THE WRITTEN PERMISSION OF CGC GROUP IS PROHIBITED.</small>		SHEET 1 OF 1