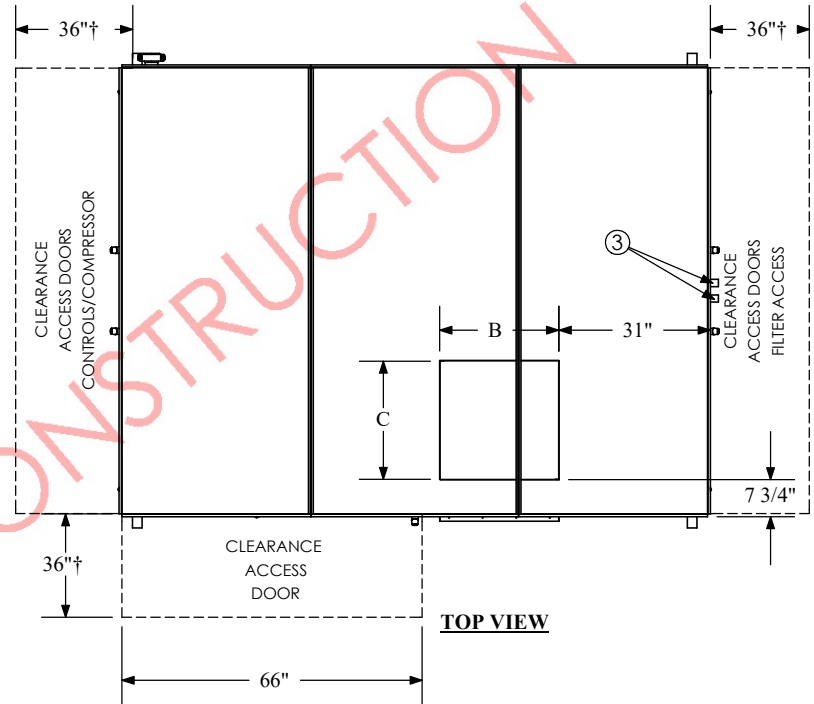
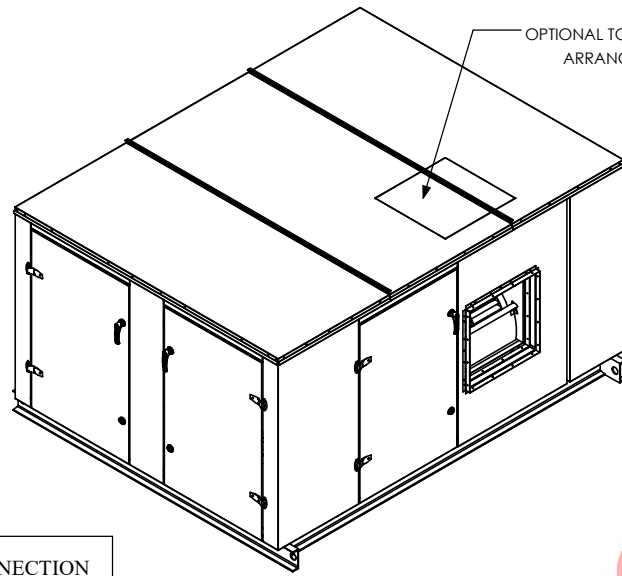


- ① FLUID IN
 - ② FLUID OUT
 - ③ CONDENSATE DRAIN x 2 (1 1/2")
 - ④ SUGGESTED AREA FOR ELECTRICAL CONNECTION TO BE FIELD INSTALLED BY OTHERS
- DISCLAIMER: DO NOT COVER UNIT NAMEPLATE WHILE MAKING THIS CONNECTION*

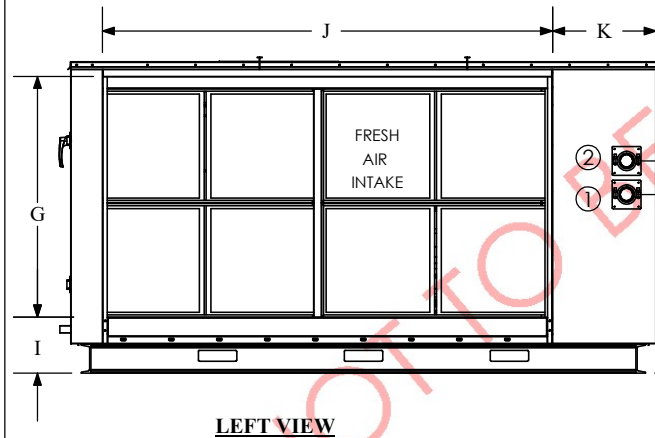
REMARKS

1. FILTERS ARE AS FOLLOWS:
 MERV8 PREFILTERS, 24"X24"X2" (QTY:8)
 MERV13 BAG FILTERS, 24"X24"X15" (QTY: 8)
2. † MINIMUM CLEARANCE FOR SERVICE

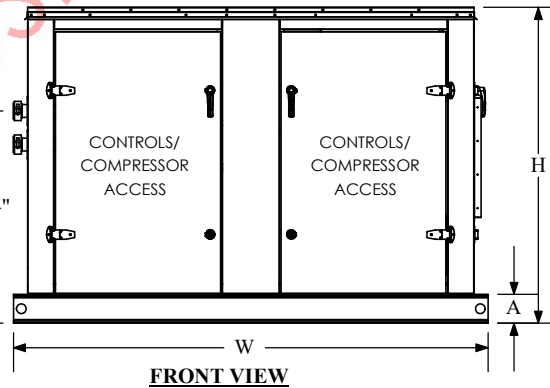


CAPACITY (TONS)	WATER PIPE CONNECTIONS*	CONNECTION TYPES
20-30	2" (40 GPM - 60 GPM)	GROOVED**
35	2.5" (70 GPM)	GROOVED**

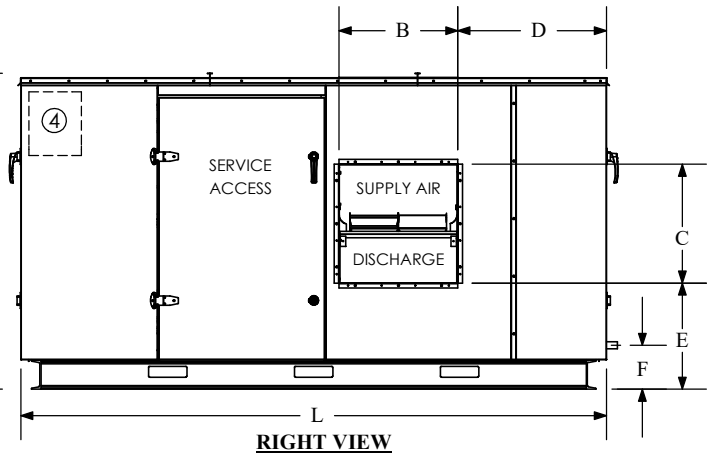
* Based On 2 GPM/Ton
 ** Mechanical grooved coupling supplied by manufacturer



LEFT VIEW



FRONT VIEW



RIGHT VIEW

PHYSICAL DATA (IN)												
H	W	L	A	B	C	D	E	F	G	I	J	K
65 3/4"	98 7/8"	122"	6"	24 3/4"	24 3/4"	31"	22 1/8"	9 1/8"	50 1/8"	11 3/4"	93 3/4"	21 5/8"

NAME:	DATE (MM/DD/YYYY):	TITLE:
DRAWN BY: AD	10/27/2021	MAKE UP AIR UNIT STANDARD VARIPAK SIZE 4 (INDOOR)
CHECKED BY: FS	10/27/2021	UNIT MODEL: VPSA4XX
		SCALE: NTS
<small>THE INFORMATION CONTAINED IN THIS DRAWING IS THE SOLE PROPERTY OF CGC GROUP. ANY REPRODUCTION IN PART OR AS A WHOLE WITHOUT THE WRITTEN PERMISSION OF CGC GROUP IS PROHIBITED.</small>		SHEET 1 OF 1