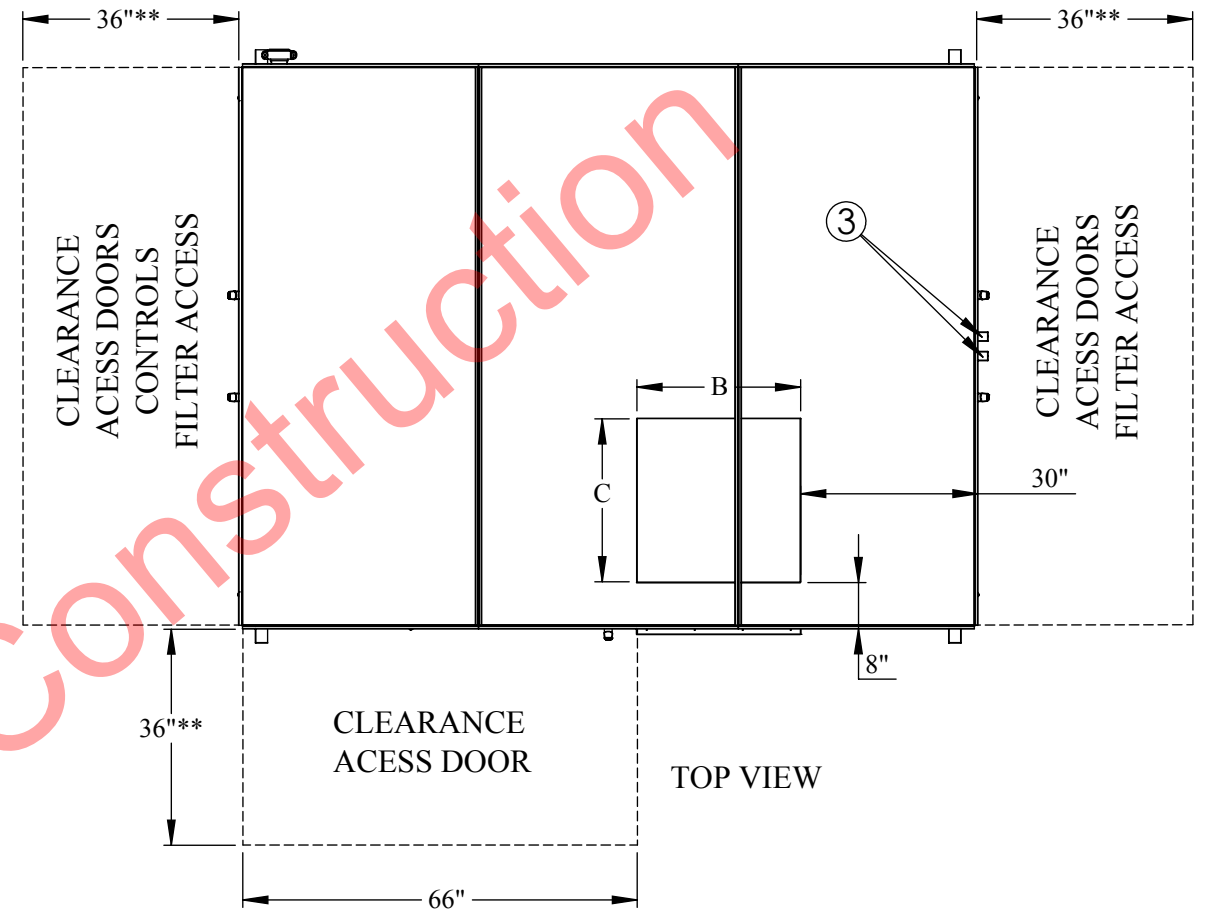
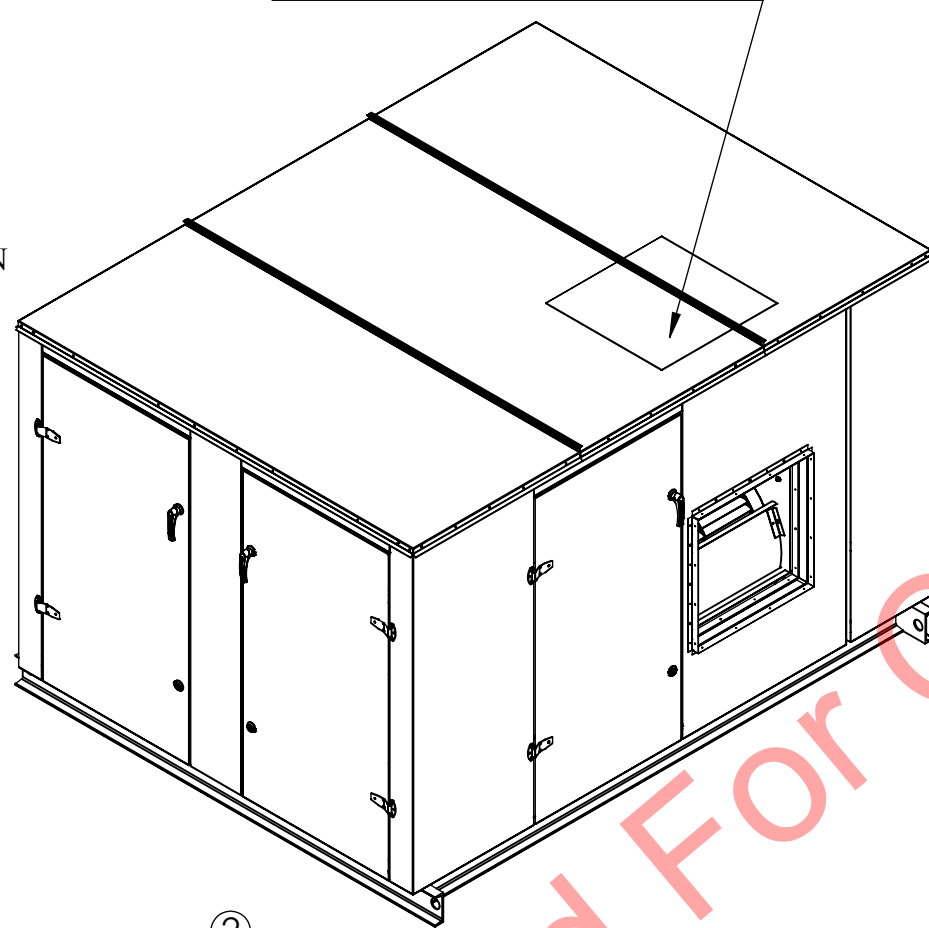


1. FLUID IN
2. FLUID OUT
3. CONDENSATE DRAIN x 2 (1 1/2" )
4. FILTER ARE AS FOLLOWS:  
 MERV8 PREFILTERS 24"X24"X2" (QTY:8)  
 MERV8 PREFILTERS 12"X24"X2" (QTY:4)  
 MERV13 BAG FILTERS 24"X24"X15" (QTY:8)  
 MERV13 BAG FILTERS 12"X24"X15" (QTY:4)
5. SUGGESTED AREA FOR ELECTRICAL CONNECTION TO BE FIELD INSTALLED BY OTHERS

*DISCLAIMER: DO NOT COVER UNIT NAMEPLATE WHILE MAKING THIS CONNECTION*

OPTIONAL TOP AIR DISCHARGE ARRANGEMENT (310)

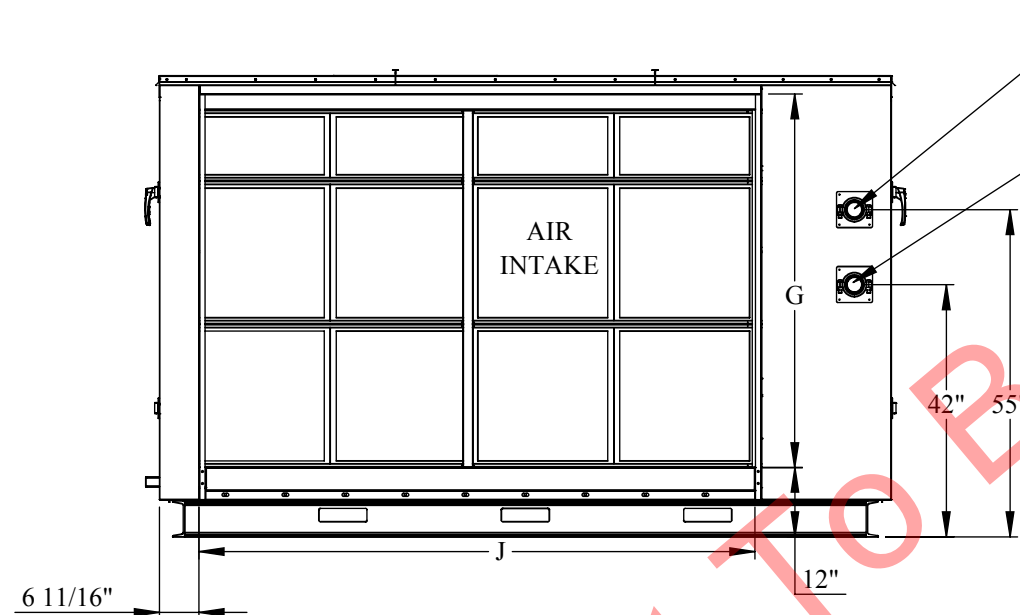


CAPACITY (TONS)	WATER PIPE CONNECTIONS***	CONNECTION TYPES
20-30	2" (40 GPM - 60 GPM)	GROOVED*
35-45	2.5" (70 GPM - 90 GPM)	GROOVED*
50-70	3" (100 GPM - 140 GPM)	GROOVED*

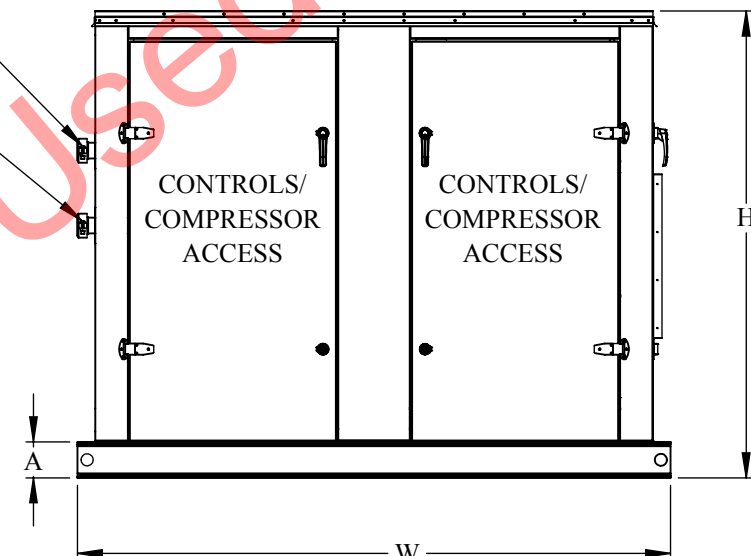
\* Mechanical grooved coupling supplied by manufacturer

\*\* Minimum clearance for service

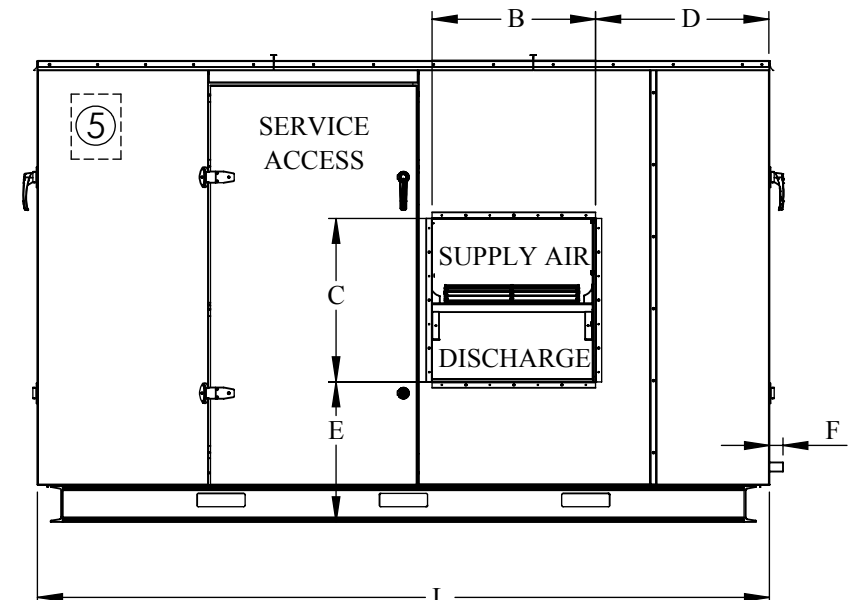
\*\*\* Based On 2 GPM/Ton



LEFT SIDE VIEW



FRONT VIEW



RIGHT SIDE VIEW

MODEL No.	PHYSICAL DATA (IN)										
	H	W	L	A	B	C	D	E	F	G	J
VPSA5XX	77 13/16"	98 7/8"	122"	6"	27 1/4"	27 1/4"	30"	23 5/16"	2 1/4"	62 1/8"	93 5/8"

<b>BULLDOG HEAT PUMP</b> PROPRIETARY AND CONFIDENTIAL UNLESS OTHERWISE SPECIFIED: DIMENSIONS ARE IN INCHES TOLERANCES UNLESS OTHERWISE NOTED ARE: FRACTIONAL ± 1/16" ANGULAR ± 0.5° .X: ± .1" .XX: ± .06" .XXX: ± .032" .XXXX: ± .0050"	THE INFORMATION CONTAINED IN THIS DRAWING IS THE SOLE PROPERTY OF CGC Group. ANY REPRODUCTION IN PART OR AS A WHOLE WITHOUT THE WRITTEN PERMISSION OF CGC Group IS PROHIBITED.	NAME: AD DATE (MM/DD/YYYY): 05/12/2021	TITLE:
	DRAWN: AD CHECKED: FS MATERIAL: FINISH:	DATE (MM/DD/YYYY): 05/12/2021	<b>STANDARD VARIPAK MAKE UP AIR UNIT SIZE 5 (INDOOR)</b>
		DWG. NO.: VPSA5XX	SCALE: NTS SHEET 1 OF 1