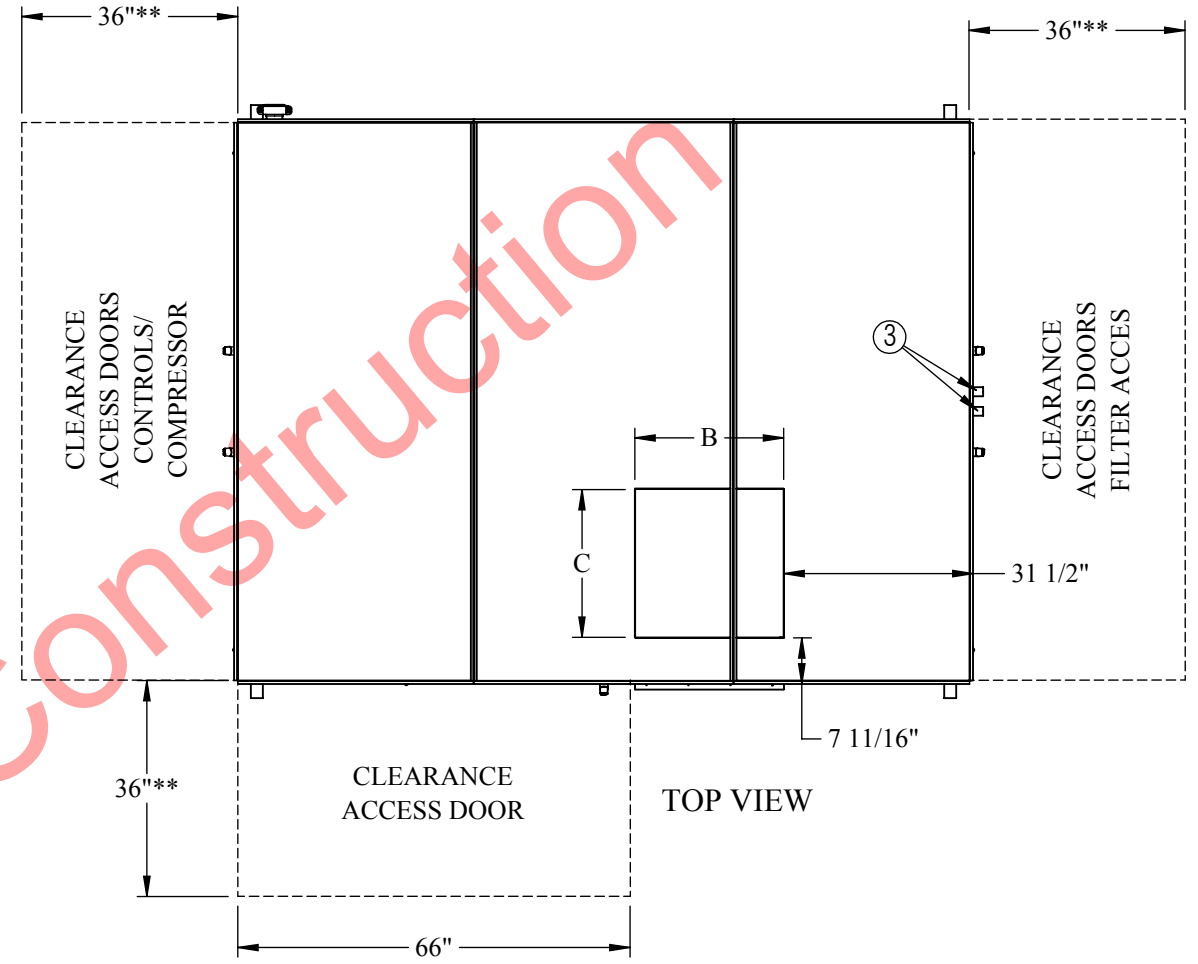
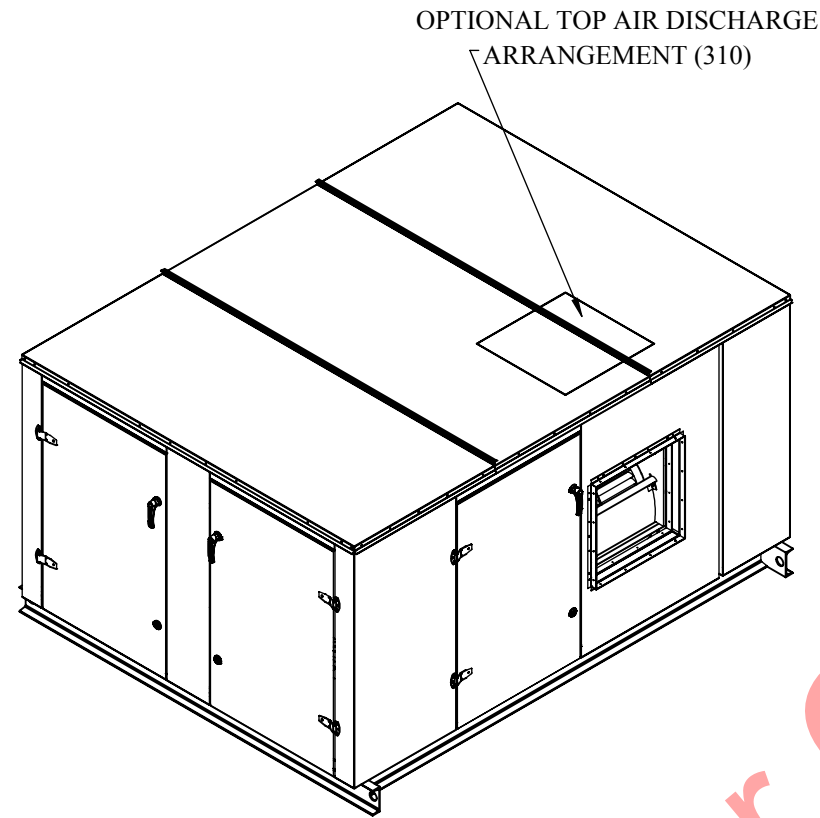


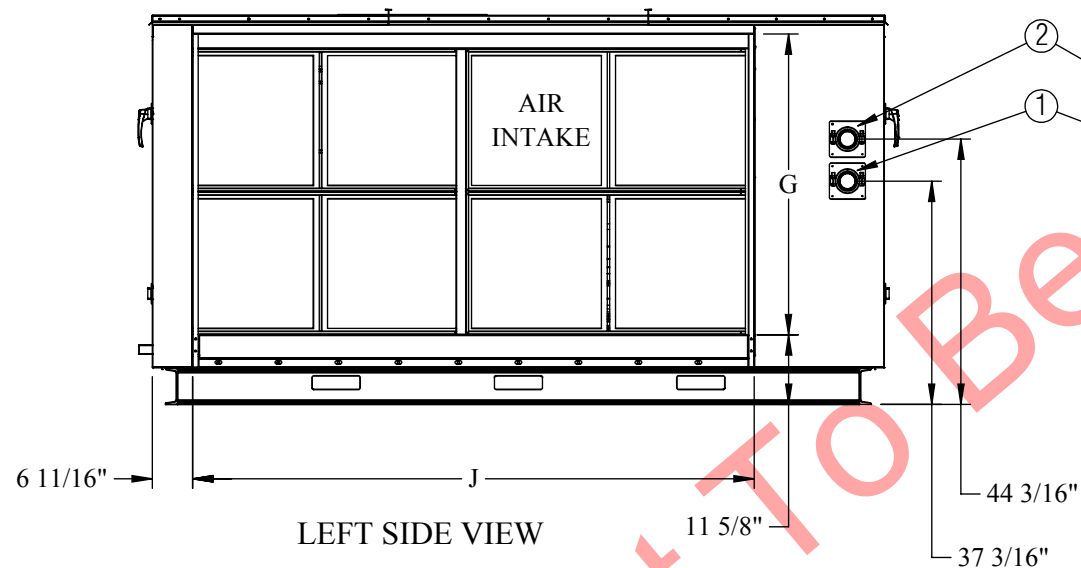
1. FLUID IN
2. FLUID OUT
3. CONDENSATE DRAIN x 2 (1 1/2" )
4. FILTERS ARE AS FOLLOWS:  
MERV8 PREFILTER 24"X24"X2" (QTY:8)  
MERV13 BAG FILTER 24"X24"X15" (QTY:8)
5. SUGGESTED AREA FOR ELECTRICAL CONNECTION.  
TO BE FIELD INSTALLED BY OTHERS

**DISCLAIMER: DO NOT COVER UNIT NAMEPLATE WHILE MAKING THIS CONNECTION**

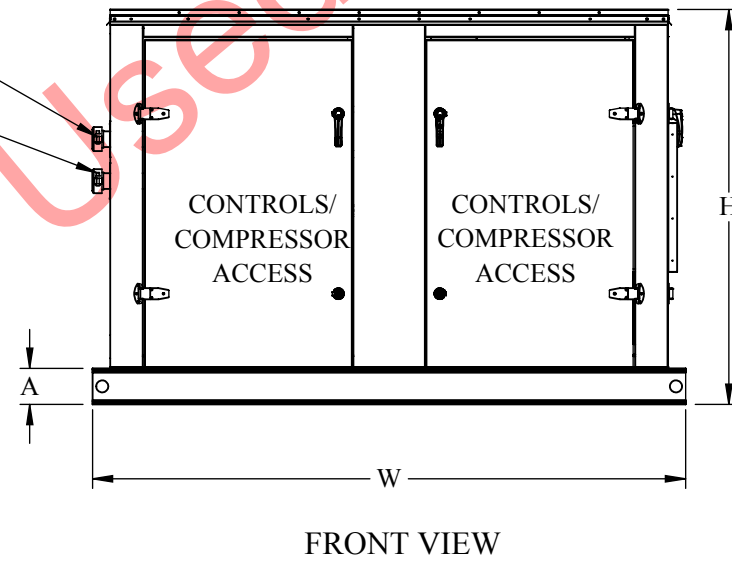


CAPACITY (TONS)	WATER PIPE CONNECTIONS***	CONNECTION TYPES
20-30	2" (40 GPM - 60 GPM)	GROOVED*
35	2.5" (70 GPM)	GROOVED*

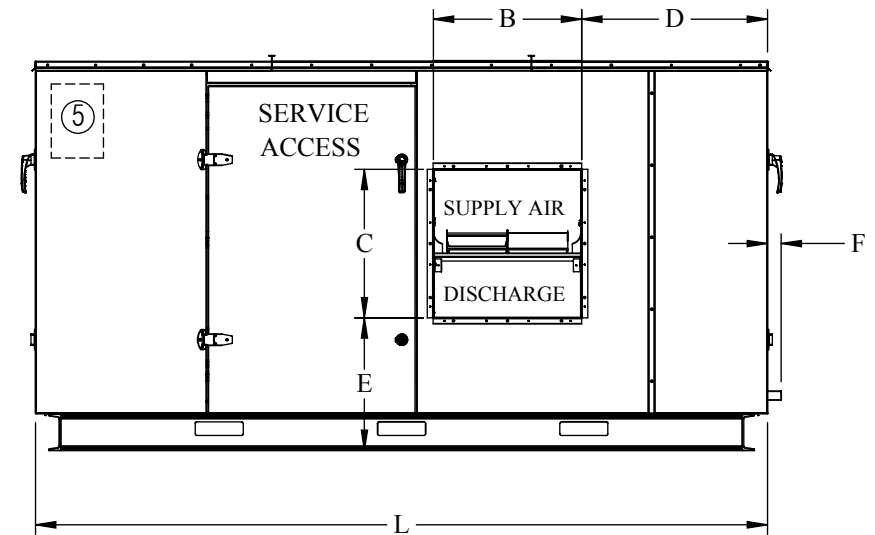
\* Mechanical grooved coupling supplied by manufacturer  
 \*\* Minimum clearance for service  
 \*\*\* Based On 2 GPM/Ton



LEFT SIDE VIEW



FRONT VIEW



RIGHT SIDE VIEW

MODEL No.	PHYSICAL DATA (IN)										
	H	W	L	A	B	C	D	E	F	G	J
VPSA4XX	65 13/16"	98 7/8"	122"	6"	24 3/4"	24 3/4"	31 1/2"	22 1/16"	2 1/4"	50 1/8"	93 5/8"

<b>BULLDOG HEAT PUMP</b> <small>THE INFORMATION CONTAINED IN THIS DRAWING IS THE SOLE PROPERTY OF CGC Group. ANY REPRODUCTION IN PART OR AS A WHOLE WITHOUT THE WRITTEN PERMISSION OF CGC Group IS PROHIBITED.</small> <small>PROPRIETARY AND CONFIDENTIAL</small>	NAME:	AD	DATE (MM/DD/YYYY):	05/12/2021	<b>STANDARD VARIPAK MAKE UP AIR UNIT SIZE 4 (INDOOR)</b>
	DRAWN:	AD	DATE (MM/DD/YYYY):	05/12/2021	
	CHECKED:	FS			
	MATERIAL:				
UNLESS OTHERWISE SPECIFIED:		FINISH:			
DIMENSIONS ARE IN INCHES					
TOLERANCES UNLESS OTHERWISE NOTED ARE:					
FRACTIONAL ± 1/16"					
ANGULAR ± 0.5°					
.X: ± .1"					
.XX: ± .04"					
.XXX: ± .032"					
.XXXX: ± .0050"					
				DWG. NO. VPSA4XX	
SCALE: NTS				SHEET 1 OF 1	