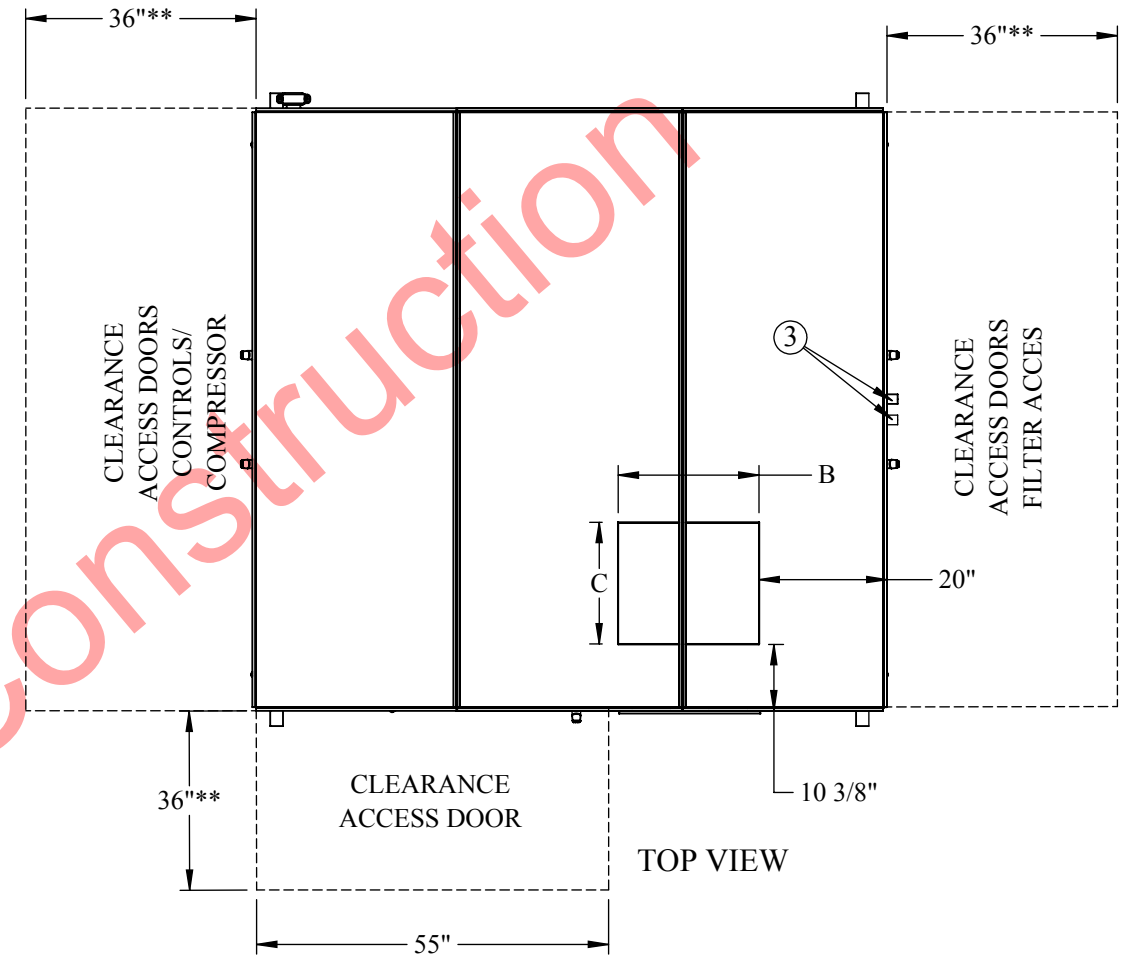
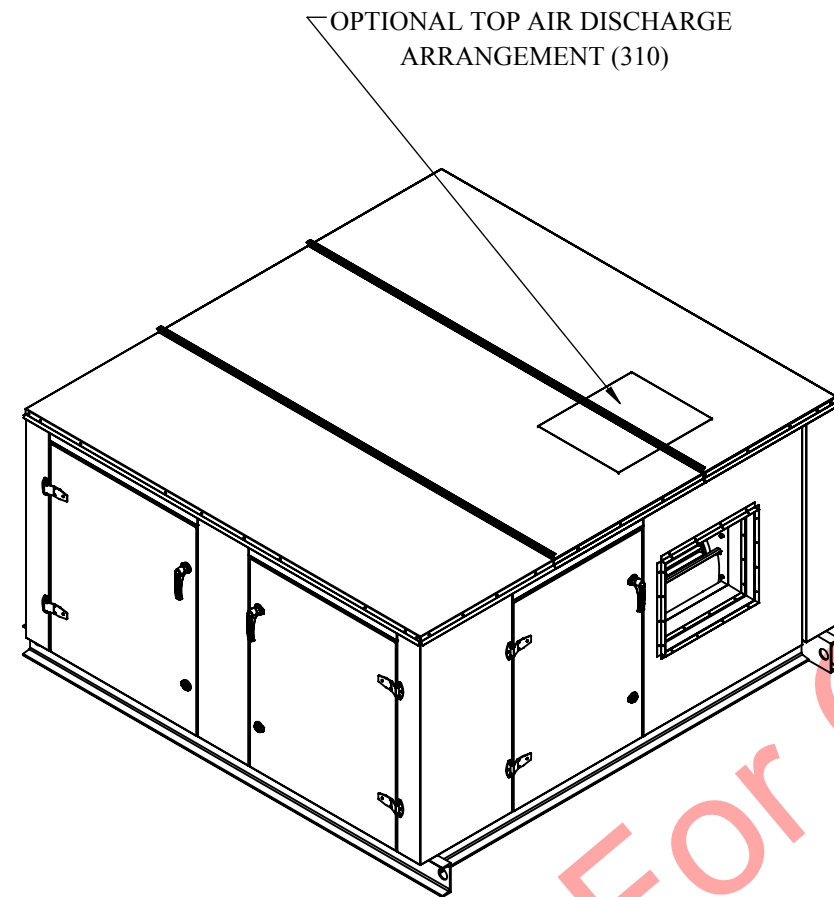


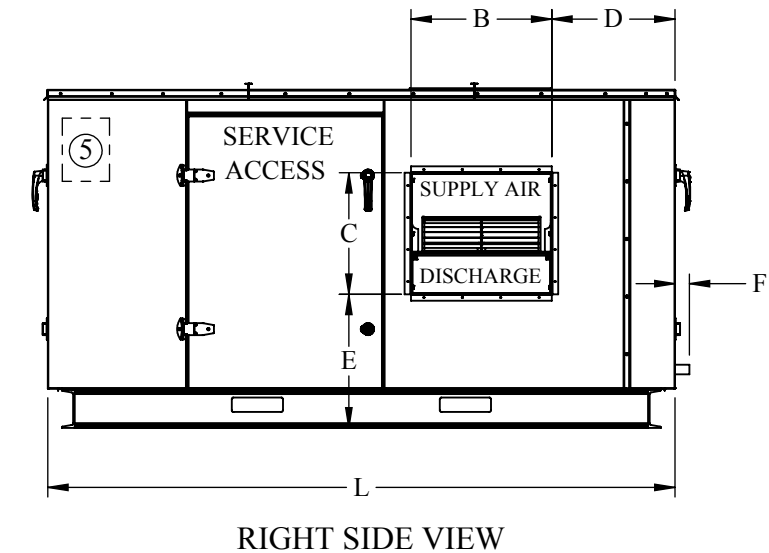
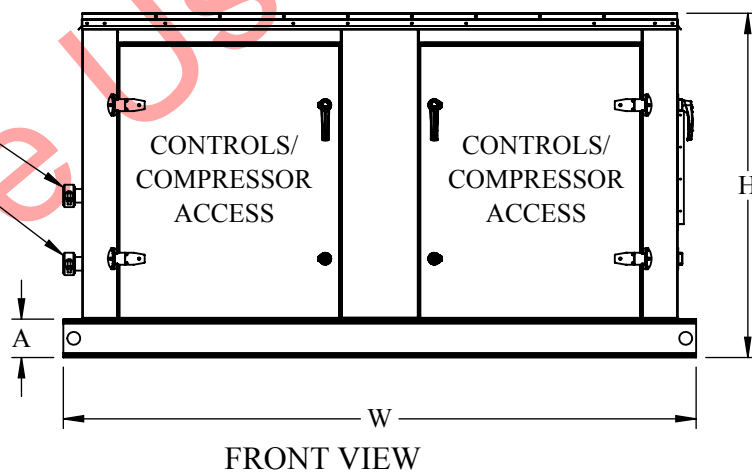
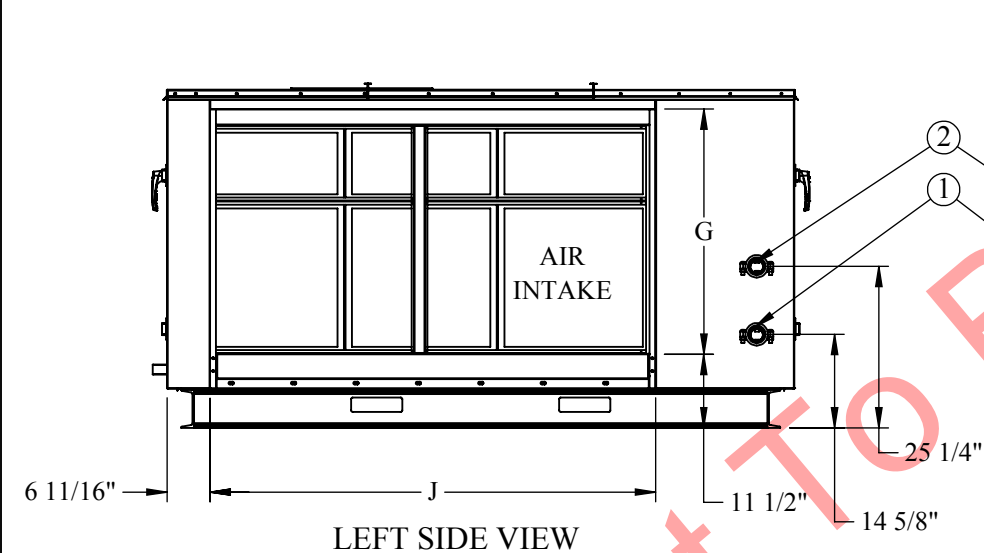
1. FLUID IN
2. FLUID OUT
3. CONDENSATE DRAIN x 2 (1 1/2")
4. FILTER SIZES ARE AS FOLLOWS:
 MERV8 PREFILTER 24"X24"X2" (QTY:3)
 MERV8 PREFILTERS 12"X24"X2" (QTY:3)
 MERV13 BAG FILTERS 24"X24"X15" (QTY:3)
 MERV13 BAG FILTERS 12"X24"X15" (QTY:3)
5. SUGGESTED AREA FOR ELECTRICAL CONNECTION.
 TO BE FIELD INSTALLED BY OTHERS

DISCLAIMER: DO NOT COVER UNIT NAMEPLATE WHILE MAKING THIS CONNECTION



CAPACITY (TONS)	WATER PIPE CONNECTIONS***	CONNECTION TYPES
5-10	1.25" (10 GPM - 20 GPM)	FEMALE THREADS
12-15	1.5" (24 GPM - 30 GPM)	FEMALE THREADS
18-30	2" (36 GPM - 60 GPM)	GROOVED*

* Mechanical Grooved Coupling Supplied by Manufacturer
 ** Minimum Clearance for Service
 *** Based On 2 GPM/Ton



MODEL No.	PHYSICAL DATA (IN)										
	H	W	L	A	B	C	D	E	F	G	J
VPSA2XX	53 13/16"	98 7/8"	98"	6"	22"	19"	20"	20 7/8"	2 1/4"	38 5/16"	69 5/8"

BULLDOG HEAT PUMP <small>PROPRIETARY AND CONFIDENTIAL</small> THE INFORMATION CONTAINED IN THIS DRAWING IS THE SOLE PROPERTY OF CGC Group. ANY REPRODUCTION IN PART OR AS A WHOLE WITHOUT THE WRITTEN PERMISSION OF CGC Group IS PROHIBITED.	NAME:	DATE (MM/DD/YYYY):	TITLE:
	DRAWN: AD	05/13/2021	MAKE UP AIR UNIT STANDARD VARIPAK SIZE 2 (INDOOR)
	CHECKED: FS	05/13/2021	
	MATERIAL:		
UNLESS OTHERWISE SPECIFIED:			DWG. NO.
DIMENSIONS ARE IN INCHES			VPSA2XX
TOLERANCES UNLESS OTHERWISE NOTED ARE:			SCALE:NTS
FRACTIONAL ± 1/16" ANGULAR ± 0.5° .X: ± .1" .XX: ± .04" .XXX: ± .032" .XXXX: ± .0050"			SHEET 1 OF 1