

# Detailed Overview of the SpaceKeeper Horizontal

SKH008-060 (¾ - 5 Tons)



## Features of the Bulldog SpaceKeeper Horizontal Model



### SKH008-060

- Small footprint
- Four configuration options
- Exceeds ASHRAE 90.1 efficiency rating
- Unpainted Galvanized steel, all interior of cabinet lined with ½” acoustic insulation
- Hanging brackets and drain hose included

### Standard on all Bulldog Units

- Hybrid Heat Pump with no reversing valves
- Hydronic heat
- Unit mounted microprocessor with safeties and diagnostics
- Factory mounted Demand Flow and Auto Flow valves optional
- Optimum efficiency at 2 USgpm/ton
- Quiet operation (Fan Coil sound levels in the heating mode)
- Special compressor isolation prevents 90% of vibration transmission
- Stainless Steel drain pan
- HFC-410A



# SKH Heating and Cooling Capacities

## Heating Capacities in Btu/h


### SpaceKeeper Horizontal (SKH008-060)

EC Motors								
Unit Models	SKH008	SKH010	SKH012	SKH015	SKH018	SKH020	SKH024	SKH030
Nominal Air Flow (CFM)	280	320	400	500	600	700	850	1000
EWT 100°F	6,806	7,743	9,138	10,816	12,343	16,217	18,184	21,488
EWT 105°F	7,941	9,034	10,661	12,618	14,400	18,920	21,215	25,069
EWT 110°F	9,075	10,324	12,184	14,421	16,457	21,623	24,426	28,650
EWT 120°F	11,344	12,905	15,230	18,026	20,571	27,029	30,307	35,813

With EAT of 70°F and 2 USgpm/ton

EC Motors				
Unit Models	SKH036	SKH042	SKH048	SKH060
Nominal Air Flow (CFM)	1200	1400	1600	2000
EWT 100°F	24,490	30,080	33,170	38,822
EWT 105°F	28,571	35,093	38,698	45,293
EWT 110°F	32,653	40,106	44,226	51,763
EWT 120°F	40,816	50,133	55,283	64,704

With EAT of 70°F and 2 USgpm/ton

	Model	Water Loop Heat Pump	
		Cooling EWT 86°F	
		Capacity (Btuh)	(EER Btuh/W)
SpaceKeeper Horizontal (SKH)	SKH008	8,621	14.90
	SKH010	9,597	14.20
	SKH012	11,983	14.10
	SKH015	13,997	13.40
	SKH018	15,513	13.90
	SKH020	18,545	15.70
	SKH024	23,329	16.30
	SKH030	27,257	15.40
	SKH036	31,807	14.50
	SKH042	41,236	16.50
	SKH048	48,973	16.60
	SKH060	57,836	15.00

Cooling capacities based upon EAT 80.6°F (26°C) DB / 66.2°F (19°C) WB, and EWT 86°F (30°C) \* Fan Motors are EC type

Cooling capacity and efficiency rated in accordance with ISO 13256-1

# SpaceKeeper Horizontal Dimensional Drawing

SKH008-018

ECN/R #:

**LEGEND:**

	= Service Clearance
	= Direction of Airflow

**REMARKS:**

- One disposable fiberglass filter included. (14" x 20" x 1")
- Rubber in shear isolation included.
- Arrangement 1 is shown to provide essential dimensions.
- Recommended position for hanging clips is shown.
- \* Water connections are positioned on the same side as the return air.

**Arrg.1 Left Return, Right Supply**

**Arrg.2 Right Return, Left Supply**

**Arrg.3 Left Return, Back Supply**

**Arrg.4 Right Return, Back Supply**

**TOP VIEW**

**LH SIDE VIEW**

**FRONT VIEW**

**RH SIDE VIEW**

PHYSICAL DATA [in]				MIN. SERVICE CLEARANCE REQUIRED	
W	L	H	SUP. AIR (W x H)	RET. AIR (W x H)	UNIT WT (lbs)
22	29	15	12 x 9	16 x 13	160
				A	B
				30	18

DIMENSIONAL DATA			
NAME: MRH	DATE: 7/11/2018	BULLDOG SpaceKeeper	
DRAWN: AJM	CHECKED: AJM	Horizontal Heat Pump	
MATERIAL:	FINISH:	Models SKH-008 through SKH-018	
UNLESS OTHERWISE SPECIFIED:	SCALE: 1/8" = 1'-0"		
UNIT WEIGHTS:	SIZE: A	DWG. NO.:	SKH 008-018
TOLERANCES:	DRAWING NO.:		RET.:
± 0.005	REV.:		A
± 0.010	SHEET:		1 OF 6

Arrg.1 Left Return, Right Supply  
 Arrg.2 Right Return, Left Supply  
 Arrg.3 Left Return, Back Supply  
 Arrg.4 Right Return, Back Supply  
 Last saved on: Wednesday, July 11, 2018; in the interest of continuous improvement, drawing subject to change without notice.

# SpaceKeeper Horizontal Dimensional Drawing

SKH020-036

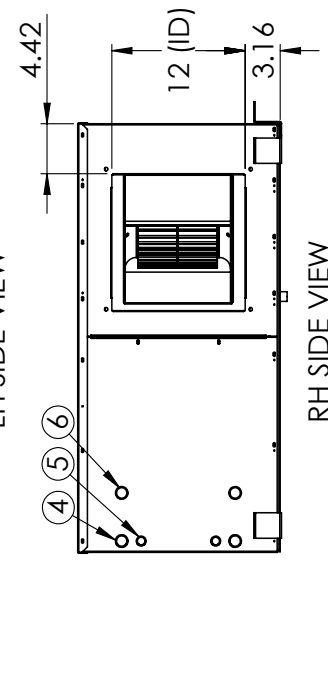
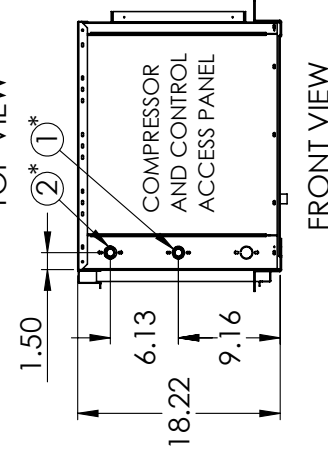
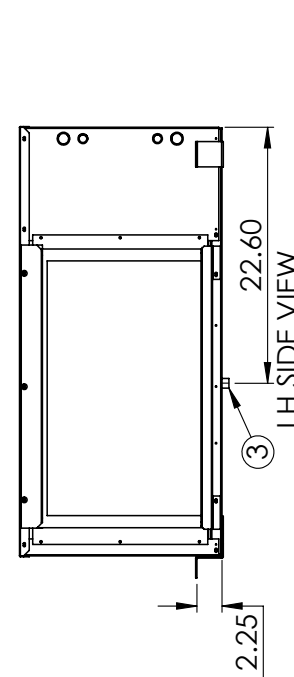
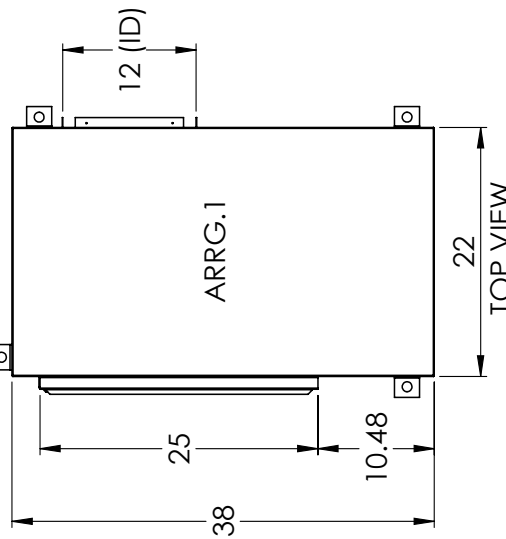
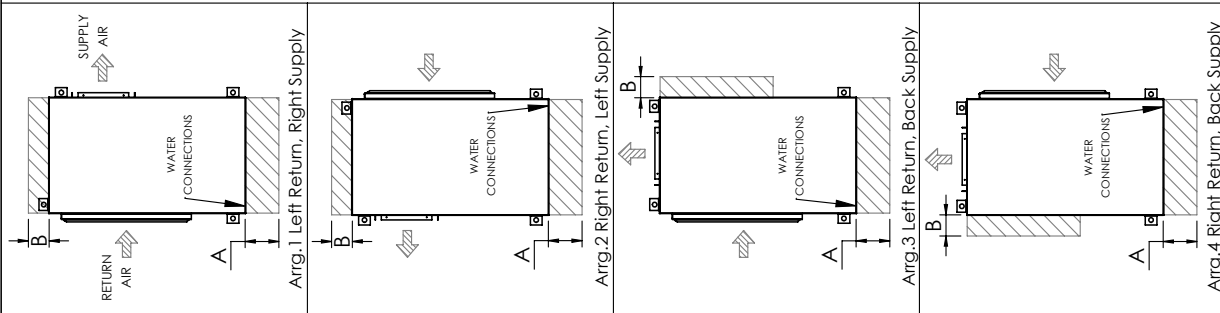
ECN/R #:

**LEGEND:**

-  = Service Clearance
-  = Direction of Airflow

- REMARKS:**
- i) One disposable fiberglass filter included. (25" x 16" x 1")
  - ii) Rubber in shear isolation included.
  - iii) Arrangement 1 is shown to provide essential dimensions.
  - iv) Recommended position for hanging clips is shown.
  - v)\* Water connections are positioned on the same side as the return air.

- ① Water Inlet, 1/2" FPT
- ② Water Outlet, 1/2" FPT
- ③ Condensate Drain, 3/4"
- ④ High Voltage Access, 1 1/8" Knockout
- ⑤ Low Voltage Access, 7/8" Knockout
- ⑥ 1 1/8" Knockout for Add on Box



PHYSICAL DATA [in]				MIN. SERVICE CLEARANCE REQUIRED	
W	L	H	SUP. AIR (W x H)	RET. AIR (W x H)	UNIT WT (lbs)
22	38	18	12 x 12	25 x 14	235
				A	B
				30	18

DIMENSIONAL DATA			
NAME:	MRH	DATE:	7/11/2018
DRAWN:	MRH	CHECKED:	AJM
MATERIAL:		DATE:	7/11/2018
FINISH:			
UNLESS OTHERWISE SPECIFIED:			
DIMENSIONS IN PARENTHESES ARE MINIMUMS UNLESS OTHERWISE SPECIFIED			
TOLERANCES UNLESS OTHERWISE SPECIFIED:			
FRACTIONS: 1/16" = .0625"			
DECIMALS: .0001" = .0001"			
MILLIMETERS: 1/16" = 1.5875"			
CONVERSION: 1" = 25.4 mm			
SCALE(S): 1" = 1'-0"			
BULLDOG SpaceKeeper Horizontal Heat Pump		SIZE:	SKH 020-036
Models SKH-020 through SKH-036		SCALE(S):	1" = 1'-0"
		REV.:	A
		SHEET:	1 OF 8

Last saved on: Wednesday, July 11, 2018; In the interest of continuous improvement, drawing subject to change without notice.

# SpaceKeeper Horizontal Dimensional Drawing

SKH042-060

ECN/R #:

**LEGEND:**

- = Service Clearance
- = Direction of Airflow

**REMARKS:**

- i) Two disposable fiberglass filter included. (16" x 20" x 1")
- ii) Rubber in shear isolation included.
- iii) Arrangement 1 is shown to provide essential dimensions.
- iv) Recommended position for hanging clips is shown.
- v)\* Water connections are positioned on the same side as the return air.

**TOP VIEW**

**FRONT VIEW**

**LH SIDE VIEW**

**RH SIDE VIEW**

**Arr.1 Left Return, Right Supply**

**Arr.2 Right Return, Left Supply**

**Arr.3 Left Return, Back Supply**

**Arr.4 Right Return, Back Supply**

**PHYSICAL DATA [in]**

W	L	H	SUP. AIR (W x H)	RET. AIR (W x H)	UNIT WT (lbs)	MIN. SERVICE CLEARANCE REQUIRED
32	45	22	14 x 14	32 x 18	375	A B 18

**DIMENSIONAL DATA**

BUILDING: SpaceKeeper  
 Horizontal Heat Pump  
 Models SKH-042 through SKH-060

SIZE (DWG. NO.): SKH-042-060  
 SCALE(S): HEIGHT 3/8"=1"  
 REV.: A

Last saved on: Wednesday, July 11, 2018; in the interest of continuous improvement, drawing subject to change without notice.