




# SC5811 SimpleComfort® PRO

R C W1/O/B Y1 W2 Y2 G S1 S2

**2-STAGE HEAT/2-STAGE COOL OR HEAT PUMP**

*7-Day, 5-2-Day & 5-1-1-Day  
Programmable*

**Simplicity is in its name.** ICM's SimpleComfort® PRO series thermostats feature innovation and technology that provides programming simplicity with precise control for year-round comfort and energy savings. Our patented Thermal Intrusion Barrier and patent-pending SimpleSet™ Target Programming set new industry standards in thermostat technology and are exclusive to each PRO series model.



- 2-stage heat/cool
- Single or dual compressor heat pump
- New ICM patented Thermal Intrusion Barrier
- New ICM patent-pending SimpleSet™ Target Programming technology
- Large display with backlight
- Permanent memory
- Accuracy:  $\pm 1^\circ\text{F}$ ,  $\pm 0.5^\circ\text{C}$
- Programmable fan mode
- Manual or auto changeover
- Field adjustable calibration
- Hardwired
- Extra comfort and energy savings modes between stages
- Adjustable maximum heat/minimum cool setpoints
- Adjustable temperature differential
- Configurable remote sensor compatible
- Selectable  $^\circ\text{F}$  or  $^\circ\text{C}$
- Keypad lockout
- Soft touch controls
- Status LEDs



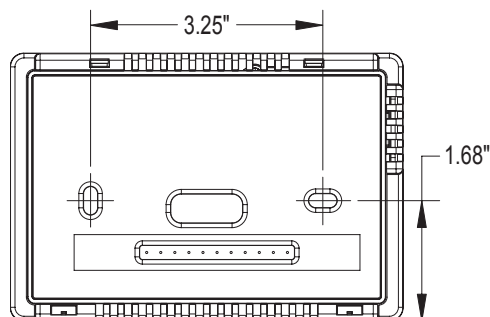
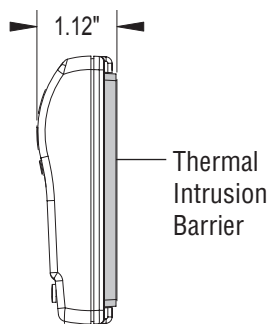
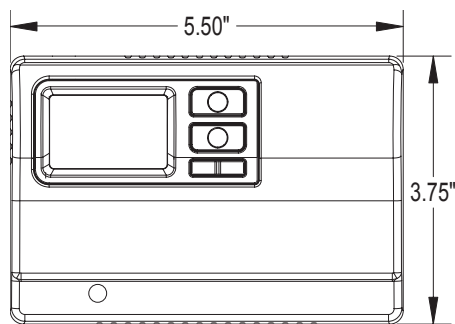
# SC5811



- 2-stage heat/cool
- Single or dual compressor heat pump
- Large display with backlight
- Field temperature calibration

**Programmable 7-Day, 5-2-Day & 5-1-1-Day  
2-Stage Heat/2-Stage Cool or Heat Pump  
Hardwired**

## Dimensions



## Specifications

### Electrical Rating:

- 24 VAC (18-30 VAC)
- 1 amp maximum per terminal
- 3 amp maximum total load
- Easy access terminal block

### Temperature Control Ranges:

- 45°F to 90°F, Accuracy:  $\pm 1^\circ\text{F}$
- 7°C to 32°C, Accuracy:  $\pm 0.5^\circ\text{C}$

### System Configurations:

- 2-stage heat/cool
- Single or dual compressor heat pump

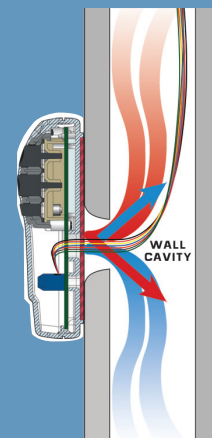
### Terminations:

- SC5811: R, C, W1/O/B, Y1, W2, Y2, G, S1, S2

*Specifications subject to change without notice.*

## NEW Thermal Intrusion Barrier

Exclusive, patented insulation technology eliminates thermal drift caused by wall effect.



## NEW SimpleSet™ Target Programming

Patent-pending technology lets you transfer the program and configuration from one thermostat to another in seconds.



**Need to monitor the temperature away from the thermostat?**

**Choose an ICM remote sensor.**

The fast, easy solution for temperature sensing problems.

- For tamper prone areas
- Poor airflow areas
- Troubled applications
- Foam gasket prevents drafts through wall opening
- Mounts to standard 2" x 4" outlet box
- ACC-RT103 — 2 3/4" x 4 1/2"

